

2015 MEN'S HPC INVITATIONAL







Meet Results

Men / 20 / All Ages

Feb 28 - Mar 1, 2015

Session: 1

Judge's Signatures







Rank	Num	Name	Gym							AA
1	258	FREDDY COLLYER	GAME	8.600 3	8.500 5T	9.550 1	9.800 3	9.000 1T	8.700 6T	54.150 1
2	256	DYLAN BROOKS	GAME	8.700 2	8.550 4	9.400 2	9.900 1	8.600 6	8.600 9	53.750 2
3	267	ANGUS CLARKE	WLG	8.350 4	8.500 6T	9.100 3	9.650 4T	8.700 5	8.800 5	53.100 3
4	257	NEWMAN RUKWEZA	GAME	9.000 1	9.100 1	8.900 4	9.850 2	7.800 13	8.300 10	52.950 4
5	266	MARCUS GEORGION	WLG	8.250 5	8.800 2	8.400 9	9.600 7T	9.000 2T	8.700 7T	52.750 5
6	252	HENRY LYONS	EGC	8.150 6	8.750 3	8.750 6	7.650 19	9.000 3T	9.000 3T	51.300 6
7	273	LIAM COCHAUD	GAME	7.300 10	7.600 11	8.700 7	9.400 9	8.800 4	9.000 4T	50.800 7
8	251	ANGUS ISCHIA	EGC	7.750 9	8.200 9	7.250 13	9.650 5T	8.000 11	9.100 2	49.950 8
9	254	HARLEM GAMBELL	EGC	5.650 14	8.250 8	8.800 5	9.600 8T	7.200 14	9.400 1	48.900 9
10	250	DEXTER CUTFIELD	EGC	7.800 8	7.300 13	8.000 10	9.650 6T	8.200 10	7.000 15	47.950 10
11	262	JOSHUA JOHANSON	GYMC	5.450 15	7.400 12	8.600 8	9.100 11T	7.000 16T	8.700 8T	46.250 11
12	255	HENRY YAN	GAME	8.000 7	7.000 14	7.900 11	8.700 16	7.100 15	7.200 13	45.900 12
13	265	JOHNNY MCKEAGUE	GYMC	5.750 13	6.000 19	7.150 14	9.350 10	8.500 7	7.100 14	43.850 13
14	253	TAIKEI TAKEDA	EGC	4.900 17	8.300 7	6.750 15	7.900 18	7.900 12	7.900 11	43.650 14
15	269	JOHNNY KNOWLES	GYMC	4.550 18	6.600 18	7.700 12	8.650 17	8.400 8	7.300 12	43.200 15
16	261	ZACHARY HOFFMANN	GYMC	6.350 11	7.650 10	5.250 17	8.950 14T	8.300 9	6.600 16	43.100 16
17	260	JAMES BRADY	GYMC	5.850 12	6.650 17	5.050 18	9.050 13	7.000 17T	6.400 17	40.000 17
18	264	JOSHUA LIN	GYMC	5.250 16	6.750 15T	6.400 16	9.100 12T	6.800 19	5.300 18	39.600 18
19	263	CHRIS JOHNSON	GYMC	4.500 19	6.750 16T	4.800 19	8.950 15T	7.000 18T	4.400 19	36.400 19

2015 MEN'S HPC INVITATIONAL

Meet Results

Feb 28 - Mar 1, 2015

Page: 1
Printed: 3/1/2015 11:41:17 AM
Men / 2U / All Ages
Session: 1
Judge's Signatures

Rank	Num	Name	Gym							AA
1	203	RUPERT MARSLAND	EGC	6.100 1	7.500 1	7.600 1	9.450 1	8.400 1	8.300 1	47.350 1

2015 MEN'S HPC INVITATIONAL







Meet Results

Men / 30 / All Ages

Feb 28 - Mar 1, 2015

Session: 1

Judge's Signatures

Rank	Num	Name	Gym							AA
1	361	FRANCIS LEMAIRE	PIT	7.600 7T	7.975 2	8.400 2	9.850 1	9.300 1	9.100 3	52.225 1
2	353	YUVAL ZEEV	EGC	8.150 3T	7.925 3	7.400 4	9.450 3	8.700 3T	8.100 7	49.725 2
3	357	BEAU LILICRAPP	FUN	8.250 2	7.375 8	6.950 9	9.000 5	8.000 7T	9.300 1	48.875 3
4	354	OSKAR DE BRUIN	EGC	8.300 1	8.875 1	6.200 12	7.900 10	8.600 5T	8.900 4	48.775 4
5	363	JULIAN GIFTON	PIT	7.750 6	7.450 6T	8.850 1	7.450 17	8.000 8T	7.200 14T	46.700 5
6	371	JOSH PINCUS	WLG	7.600 8T	7.575 5	7.700 3	7.600 15T	8.800 2	7.300 13	46.575 6
7	365	ETHAN BAUZON	GYMC	6.800 15T	7.450 7T	6.350 11	9.200 4	7.300 13T	9.200 2	46.300 7
8	362	ALEXANDER AVRAMOSKI	PIT	7.050 12	7.900 4	7.150 6T	8.450 7	7.300 14T	7.700 11	45.550 8
9	358	SEBASTIAN BROOKE	FUN	7.850 5	6.700 13	5.400 14	8.800 6	7.800 9T	7.900 9T	44.450 9
10	370	DANIEL PINCUS	WLG	7.350 10	6.900 9T	7.150 7T	7.050 18	8.700 4T	7.200 15T	44.350 10
11	355	ADAM SUIDGEEST	EGC	8.150 4T	6.900 10T	6.100 13	7.750 11T	7.800 10T	7.400 12	44.100 11
12	356	WILLIAM POSTMA	BTY	6.950 13	6.425 15	7.250 5	7.700 13T	6.900 15T	8.400 5	43.625 12
13	364	DAN COULTER	PIT	6.800 16T	5.600 16	6.800 10	7.950 9	7.800 11T	8.200 6	43.150 13
14	366	THOMAS BREGUET	GYMC	7.500 9	6.900 11T	4.500 16	8.000 8	7.600 12	8.000 8	42.500 14
15	352	ALISTAIR SNEDDON	EGC	6.850 14	6.775 12	7.150 8T	9.500 2	6.100 17	6.000 17	42.375 15
16	350	HAMISH DAVISON	EGC	7.300 11	6.500 14	5.300 15	7.750 12T	8.600 6T	6.500 16	41.950 16
17	368	LIAM OSHEA	GYMC	4.350 18	5.100 18	3.850 17	7.600 16T	6.900 16T	7.900 10T	35.700 17
18	367	ELLIOTT GANDARILLAS	GYMC	6.800 17T	5.200 17	3.200 18	7.700 14T	5.400 18	4.500 18	32.800 18

2015 MEN'S HPC INVITATIONAL







Meet Results

Men / 3U / All Ages

Feb 28 - Mar 1, 2015

Session: 1

Judge's Signatures

Rank	Num	Name	Gym							AA
1	309	KLODIAN BALASHI	PIT	9.350 1	7.400 1	8.800 1	10.050 1	8.800 1	9.200 3	53.600 1
2	301	ALEXANDER LATANIS	BTY	7.950 4	6.450 4	8.500 2	9.700 2	8.400 2	9.400 2	50.400 2
3	307	LIAM JONES	FUN	8.200 3	6.775 2	7.550 3	7.350 9	8.100 3	8.800 4	46.775 3
4	302	CAMERON TAYLOR	BTY	6.800 6	5.875 7	7.200 4	8.050 6	7.900 4T	9.500 1	45.325 4
5	306	ALEX JONES	EGC	8.850 2	6.500 3	6.250 7	8.200 5	7.900 5T	6.600 9	44.300 5
6	304	HARRISON BIGGS	BTY	7.700 5	6.300 5	7.100 5	8.000 7	7.500 7	6.800 8	43.400 6
7	305	JESSE HORVAT	BTY	4.800 10	6.000 6	6.950 6	7.700 8	7.900 6T	7.600 6T	40.950 7
8	308	WILL BEADLE	PIT	5.950 7	5.450 8	6.200 8	8.400 3	6.500 9	7.600 7T	40.100 8
9	303	CAMPBELL MCCONNELL	BTY	5.550 8	5.425 9	6.050 9	7.200 10	7.300 8	7.700 5	39.225 9
10	310	JIM BRIDGEWATER	PIT	5.500 9	4.025 10	5.700 10	8.300 4	5.500 10	6.400 10	35.425 10

2015 MEN'S HPC INVITATIONAL







Meet Results

Men / 40 / All Ages

Feb 28 - Mar 1, 2015

Session: 3

Judge's Signatures

Rank	Num	Name	Gym							AA
1	452	CURTIS LAWRENCE	BTY	9.000 3T	8.825 1	8.300 2	9.300 2	9.000 2	8.600 1	53.025 1
2	455	MATTHEW BILLING	CYC	9.000 4T	8.150 6	9.050 1	8.400 12T	9.200 1	7.500 3	51.300 2
3	456	DYLAN CLARKE	CYC	9.200 2	8.650 3	7.650 4	8.200 14T	8.550 4	7.700 2	49.950 3
4	460	MATTHEW BELL	MYC	8.700 7	8.600 4	6.500 7	9.200 3T	8.150 8	6.600 6T	47.750 4
5	470	HEATH CITRINE	BTY	8.100 11T	7.825 7	8.050 3	9.500 1	7.400 13	6.800 5	47.675 5
6	468	NOAH BRADLEY	GYMC	8.200 9T	8.500 5	5.950 13	9.200 4T	8.400 6	6.200 9	46.450 6
7	469	JOMAR SCHIER	GYMC	7.750 16	8.750 2	6.600 6	8.900 7	7.700 11	5.800 13	45.500 7
8	464	MIKAH MAHAL	PIT	8.550 8	7.350 10	5.550 17	9.200 5T	7.950 10	6.600 7T	45.200 8
9	462	JAI PAULSON	MYC	7.800 15	7.800 8T	6.400 8T	8.000 16T	8.700 3	6.300 8	45.000 9
10	458	MICHAEL BEECH	EGC	8.000 13	5.850 18	7.150 5	8.200 15T	7.500 12	7.400 4	44.100 10
11	467	SASHA CHEHADE	PIT	8.900 6	6.950 15	5.450 18	8.000 17T	8.300 7	6.000 10	43.600 11
12	466	CALLUM WATT	PIT	7.900 14	7.250 11	5.150 19	8.600 11	8.450 5	5.900 11T	43.250 12
13	463	THOMAS BOURKE	MYC	8.200 10T	7.800 9T	6.400 9T	8.800 8T	6.200 17T	5.100 18	42.500 13
14	465	ETHAN YOUSSEF	PIT	7.550 17	6.900 16	6.400 10T	8.400 13T	7.300 14	5.700 14	42.250 14
15	451	LACHLAN MCCONNELL	BTY	6.300 20	7.075 12T	5.900 14T	8.700 10	8.000 9	5.900 12T	41.875 15
16	453	PATRICK DEAN	BTY	9.300 1	6.275 17	5.900 15T	7.900 19	6.200 18T	5.200 15T	40.775 16
17	457	SEAN ROE	EGC	8.100 12T	7.050 14	5.850 16	8.000 18T	6.800 15	4.500 19	40.300 17
18	461	DANIEL BOURKE	MYC	9.000 5T	5.700 19	4.250 20	8.800 9T	6.300 16	5.200 16T	39.250 18
19	450	LOGAN MULLER	BTY	7.400 18	7.075 13T	6.000 12	9.000 6	5.200 20	3.600 20	38.275 19
20	454	ANTHONY SILK	BTY	7.100 19	5.300 20	6.250 11	7.700 20	5.300 19	5.200 17T	36.850 20

2015 MEN'S HPC INVITATIONAL







Meet Results

Men / 4U / All Ages

Feb 28 - Mar 1, 2015

Session: 3

Judge's Signatures

Rank	Num	Name	Gym							AA
1	402	TORIN WHITEHEAD	BTY	7.150 10	7.850 2	9.000 1	9.500 1	6.700 7	8.500 1	48.700 1
2	409	JOSEPH IKHTEAR	PIT	8.300 2	7.350 5	8.200 2	8.700 9	7.700 3	8.000 2	48.250 2
3	401	LIAM BROWNE	BTY	8.350 1	8.700 1	6.750 6	9.400 2	7.800 1T	6.500 5	47.500 3
4	407	ASHER DERRICK	MYC	7.800 3T	7.600 4	7.000 4	9.000 5	7.600 4	6.400 6T	45.400 4
5	408	MARCUS AKATOS	PIT	7.750 5	7.000 6	6.900 5	8.600 10	7.300 5T	6.400 7T	43.950 5
6	403	BRADEN LAWSON	BTY	7.700 6	6.350 10	6.350 10	9.300 3T	7.800 2T	5.600 9T	43.100 6
7	410	KAINE MCGREGOR	PIT	7.450 7T	6.650 7	6.700 7	7.400 12	6.200 8	7.700 3	42.100 7
8	405	EZEKIAL ZUKOWSKI	CYC	6.500 11	6.450 9	7.400 3	8.800 6T	7.300 6T	5.300 11	41.750 8
9	404	KAI ROGERSON	BTY	6.450 12	7.750 3	5.300 11	8.800 7T	6.000 9	6.600 4	40.900 9
10	406	FYNN SYNNES	CYC	7.400 9	6.050 11	6.400 9	9.300 4T	5.300 12	6.100 8	40.550 10
11	412	XAVIER GIBSON	CYC	7.800 4T	5.550 12	6.650 8	7.900 11	5.400 11	5.600 10T	38.900 11
12	411	ISAAC SULLIVAN	PIT	7.450 8T	6.600 8	4.550 12	8.800 8T	5.700 10	4.800 12	37.900 12

2015 MEN'S HPC INVITATIONAL





Meet Results

Men / 50 / All Ages

Session: 4

Feb 28 - Mar 1, 2015

Judge's Signatures







Rank	Num	Name	Gym							AA
1	559	BLAKE CEOLA	BTY	9.200 1T	9.450 3	8.750 4	10.000 5T	9.350 1	8.950 1	55.700 1
2	583	MATTHEW LEE	BTY	9.200 2T	8.450 7	8.950 1	9.600 10T	8.000 5	8.150 7T	52.350 2
3	579	FLYNN COWAN	HPC	8.950 4T	9.675 2	7.650 12	9.100 19T	7.850 7	8.400 3	51.625 3
4	577	CLANCY HEHIR	GYMC	7.550 20	10.050 1	8.800 3	9.200 18	8.550 3	6.850 21T	51.000 4
5	556	RHYS NGUYEN	BAN	8.950 5T	6.975 17	8.900 2	10.400 1	7.550 12	8.050 9	50.825 5
6	566	AIDAN BROWNE	EGC	8.600 9	7.475 13	8.450 5	10.050 4	7.300 14	7.950 10	49.825 6
7	572	ANTHONY CRISTIANO	PIT	7.650 17T	7.850 11T	7.850 10	8.800 24T	8.600 2	8.600 2	49.350 7
8	561	DARTANYN GILSON	BTY	9.150 3	7.100 16	7.550 13	10.150 3	7.800 8	6.900 20	48.650 8
9	584	SCOTT HANSEN	BTY	8.850 6	6.250 24	8.250 6	9.250 17	7.700 9T	8.200 5T	48.500 9
10	565	RILEY SMITH	EGC	8.300 11	7.875 10	7.950 9	8.550 26	6.700 23T	8.200 6T	47.575 10
11	564	SHAUN DE MONTE	EGC	8.250 12	8.500 6	7.200 19	9.550 12T	7.000 18	6.800 24T	47.300 11
12	581	BEN RAMPLING	EGC	8.800 7	6.100 25T	7.400 16	9.900 8	7.700 10T	6.950 19	46.850 12
13	563	MAX BILLINGTON	CYC	8.650 8	5.125 31	8.100 7	10.000 6T	6.300 28	8.150 8T	46.325 13
14	569	NOAH COHEN	MYC	6.900 28T	8.825 4	6.650 26T	9.000 21T	6.700 24T	7.150 16	45.225 14
15	582	SAMUEL MINAHAN	BTY	7.650 18T	8.600 5	7.700 11	7.400 33	6.500 25T	7.350 14	45.200 15
16	571	ZANE ARAPOGLOU	PIT	7.400 23	7.300 14	7.450 14T	9.550 13T	6.250 29	7.200 15	45.150 16
17	554	WILLIAM DYALL	BAN	7.750 15	6.525 21	8.050 8	8.800 25T	7.900 6	6.100 32	45.125 17
18	576	PADDY HEYWARD	GYMC	7.300 24	6.375 22	6.600 28	9.000 22T	8.200 4	7.450 13	44.925 18
19	562	LOCKIE LUGT	CYC	7.500 21T	6.350 23	7.250 18	9.350 15	6.750 22	7.500 11T	44.700 19
20	553	JAMES TYLER	BAN	7.050 27	6.075 27T	7.450 15T	10.250 2	6.950 19	6.850 22T	44.625 20
21	570	HAYDEN MARSHALL	MYC	7.700 16	6.075 28T	6.850 24	9.300 16	7.100 17	7.500 12T	44.525 21
22	560	CAMERON TWIDALE	BTY	7.500 22T	8.075 8	6.750 25	9.100 20T	6.500 26T	6.550 27T	44.475 22
23	558	AKSHAAY SHANKAR	BTY	8.100 13	7.155 15	6.550 29	9.650 9	5.300 33	6.800 25T	43.555 23
24	578	ENEKO FISCHER	GYMC	8.050 14	5.000 32	7.100 21	9.600 11T	7.350 13	6.400 29	43.500 24
25	550	LIAM DONHARDT	BAN	6.900 29T	7.850 12T	7.150 20	8.400 27T	6.800 21	6.150 31	43.250 25
26	567	JASPER CAULFIELD	MYC	8.450 10	7.900 9	6.200 31	7.150 34	5.800 32	7.000 18	42.500 26
27	552	PATRICK KENNEDY	BAN	7.100 26	6.100 26T	7.300 17	7.550 31	7.150 15T	6.550 28T	41.750 27

2015 MEN'S HPC INVITATIONAL

Meet Results

Men / 50 / All Ages
Session: 4

Feb 28 - Mar 1, 2015

Rank	Num	Name	Gym							AA
28	573	MASON DONOGHUE	PIT	7.250 25	4.725 34	6.450 30	9.950 7	5.850 31	7.050 17	41.275 28
29	574	BRYTON DODDS	SPC	6.300 31	6.750 20	5.850 33	8.200 29	7.150 16T	6.200 30	40.450 29
30	555	BENJAMIN KASJAN	BAN	7.600 19	4.750 33	7.000 23	7.500 32	6.500 27T	6.700 26	40.050 30
31	557	RYAN OHANIAN	BAN	5.550 33	5.775 29	6.650 27T	9.400 14	6.850 20	5.400 33	39.625 31
32	575	CONNOR SENFTLEBEN	GYMC	5.700 32	6.950 18	5.750 34	9.000 23T	4.500 34	6.850 23T	38.750 32
33	551	JASPER NAGY-PICKFORD	BAN	6.600 30	5.650 30	7.050 22	8.400 28T	6.100 30	3.600 34	37.400 33
34	568	WILLEM BOCKELMANN	MYC	— 34	6.900 19	6.100 32	7.800 30	7.600 11	8.350 4	36.750 34

2015 MEN'S HPC INVITATIONAL

Meet Results







Feb 28 - Mar 1, 2015

Page: 1
Printed: 3/1/2015 4:02:35 PM

Men / 5U / All Ages

Session: 4

Judge's Signatures

Rank	Num	Name	Gym							AA
1	504	NOAH DAVIS	BTY	8.400 2	7.450 2	8.350 1	10.050 2	7.850 1	7.550 2	49.650 1
2	506	ERION BALASHI	PIT	8.850 1	5.550 4	8.200 2	10.100 1	7.650 2	7.850 1	48.200 2
3	505	ETHAN GEAR	PIT	6.800 4	7.875 1	7.550 3	9.900 3	7.300 3	6.300 3	45.725 3
4	502	LUKE MENSINK	BTY	7.900 3	7.250 3	6.750 4	7.700 4	5.350 4	5.300 4	40.250 4

2015 MEN'S HPC INVITATIONAL

Meet Results







Feb 28 - Mar 1, 2015

Page: 1
Printed: 3/1/2015 4:02:53 PM

Men / 60 / All Ages

Session: 4

Judge's Signatures

Rank	Num	Name	Gym							AA
1	671	MARCUS CASSAMENTO	HPC	8.850 1T	9.600 1	9.100 1	8.950 1	8.900 1	8.550 1	53.950 1
2	668	SARKI CHEHADE	PIT	5.800 5	8.425 4	6.750 3T	8.700 2	7.000 5	5.650 4	42.325 2
3	672	JOSEPH ZADIREVICH	HPC	8.850 2T	5.275 7	7.800 2	8.000 5T	6.300 7	5.750 3	41.975 3
4	673	MATTHEW KAPP	HPC	6.950 3	8.450 3	— 7T	8.400 4	8.000 2	7.950 2	39.750 4
5	663	THOMAS GRANT	BTY	4.000 6	8.650 2	6.750 4T	7.600 7	6.600 6	4.600 5	38.200 5
6	667	MATTHEW STEVENSON	EGC	6.200 4	5.875 6	5.950 6	8.000 6T	7.500 3	3.350 7	36.875 6
7	669	THOMAS QUINLAN	PIT	3.250 7	7.975 5	6.250 5	8.500 3	7.200 4	3.650 6	36.825 7
8*	666	JAMES LEE	CYC	— 8*	— 8*	— 8*	— 8*	— 8*	— 8*	0.000 8*
9*	665	DANIEL RUSSO	BTY	— 9*	— 9*	— 9*	— 9*	— 9*	— 9*	0.000 9*

2015 MEN'S HPC INVITATIONAL







Meet Results

Men / 70 / All Ages

Session: 5

Feb 28 - Mar 1, 2015

Judge's Signatures

Rank	Num	Name	Gym							AA
1	761	LIAM WILSON	PIT	12.200 5T	10.300 4	11.450 2T	11.800 2	11.200 8T	10.600 7T	67.550 1
2	770	JAY ROSENZWEIG	WLG	12.200 6T	9.850 5	11.000 4	10.800 6	13.100 1	10.500 10T	67.450 2
3	771	OLIVER BERGMAN	WLG	11.500 12	11.650 1	10.550 10T	10.600 8	12.500 2	10.550 9	67.350 3
4	769	ASHER GINSBERG	WLG	12.700 2	9.600 7	11.450 3T	10.500 9T	12.000 4	10.750 5	67.000 4
5	757	TYLER LEE	BTY	12.600 3	9.000 14	10.450 12T	12.000 1	11.750 6	10.600 8T	66.400 5
6	768	HARRY FORTUNE	WLG	13.000 1	9.250 10T	11.750 1	11.000 4T	9.850 17	10.900 4	65.750 6
7	773	CHRISTIAN MAGALDI	HPC	10.400 16	10.700 3	10.050 16T	10.200 13T	12.100 3	11.000 2	64.450 7
8	754	JAMES RYAN	BAN	11.700 10	9.200 12T	10.300 14	10.000 18	11.200 9T	10.950 3	63.350 8
9	753	JACK GOULDING	BAN	12.100 7	8.050 17	10.600 9	10.700 7	11.650 7	10.050 13	63.150 9
10	752	LIAM HOO	BAN	12.300 4	9.350 9	10.650 6T	10.100 16T	11.050 11	9.450 15	62.900 10
11	767	SAM LINDEMAN	GYMC	11.600 11	11.250 2	8.700 19	11.200 3	9.550 19	10.100 12	62.400 11
12	756	NICHOLAS GOODEN	BTY	12.000 8T	9.250 11T	10.650 7T	10.100 17T	11.200 10T	8.900 17	62.100 12
13	774	KIERAN CONNOLLY	HPC	11.300 13T	9.800 6	10.800 5	11.000 5T	10.400 15	7.850 20	61.150 13
14	760	CALLUM SMITH	BTY	10.500 15	9.200 13T	10.450 13T	10.300 12	9.600 18	10.500 11T	60.550 14
15	758	BEN MC INTOSH	BTY	8.600 19	9.550 8	10.550 11T	10.200 14T	10.550 14	10.700 6	60.150 15
16	755	CIARAN COTTER	BAN	12.000 9T	7.750 18	10.050 17T	10.400 11	10.150 16	8.950 16	59.300 16
17	765	CARSON DODDS	SPC	11.300 14T	8.800 15	7.900 21	10.500 10T	10.750 13	9.800 14	59.050 17
18	751	OTI FATOUROS	BAN	10.100 18	6.300 19	9.700 18	9.900 19	10.950 12	8.200 18	55.150 18
19	766	BRADEN HAMMOND	GYMC	10.300 17	8.750 16	8.250 20	10.200 15T	6.800 20	— 21	44.300 19
20	750	Oscar Snowdon	BAN	— 20T	— 20T	10.650 8T	— 20T	11.900 5	11.100 1	33.650 20
21	772	DYLAN CHAPMAN	HPC	— 21T	— 21T	10.100 15	— 21T	— 21	8.100 19	18.200 21

2015 MEN'S HPC INVITATIONAL

Meet Results







Feb 28 - Mar 1, 2015

Page: 1
Printed: 3/1/2015 8:16:58 PM

Men / 7U / All Ages

Session: 5

Judge's Signatures

Rank	Num	Name	Gym							AA
1	709	LUKE MOTT	HPC	10.300 2	9.475 1	9.800 3	9.300 1	9.700 2	10.000 1	58.575 1
2	711	CONOR MCGILLIVRAY	HPC	10.400 1	9.175 2	10.100 2	9.100 2T	9.200 4	7.100 3	55.075 2
3	710	WILLIAM HAINES	HPC	9.100 4	7.400 7	10.300 1	9.000 5	9.850 1	7.000 4	52.650 3
4	702	JORDAN FITZSIMONS	BTY	9.400 3	8.300 4	7.100 8	9.100 3T	7.300 10	8.700 2	49.900 4
5	708	JULIAN PREIATO	PIT	7.200 10	6.075 10	8.250 5	9.100 4T	9.000 6	5.700 5	45.325 5
6	712	SANDY HARDIMAN	HPC	8.800 5	7.650 6	8.800 4	7.800 11	8.900 7	— 10T	41.950 6
7	703	THEODORE TSANG	BTY	7.800 8	8.325 3	6.850 10	8.700 6	5.750 12	3.400 7T	40.825 7
8	706	JORDAN AMBROSIO	PIT	7.700 9	4.550 12	6.200 11T	8.500 8T	8.850 8	4.250 6	40.050 8
9	704	JAMES DIMITRAKOPOULOS	CYC	8.100 6	7.150 8	7.350 7	8.500 9T	8.100 9	— 11T	39.200 9
10	705	ADAM PERSIC	CYC	7.100 11	6.300 9	7.700 6	8.100 10	9.100 5	0.000 12T	38.300 10
11	707	ADAM BAINBRIDGE	PIT	7.900 7	5.000 11	6.200 12T	8.600 7	6.800 11	2.100 9	36.600 11
12	701	BLAKE RYAN	BTY	5.500 12	8.200 5	7.000 9	2.700 12	9.400 3	3.400 8T	36.200 12

2015 MEN'S HPC INVITATIONAL







Meet Results

Men / 80 / All Ages

Feb 28 - Mar 1, 2015

Session: 2

Judge's Signatures

Rank	Num	Name	Gym							AA
1	858	ELLIS GRADASCEVIC	WLG	13.800 1	9.050 4	12.450 1	12.200 3	12.050 2	8.300 11	67.850 1
2	861	RYAN O KEEFE	BTY	12.800 5	12.100 1	9.950 11	11.000 10	11.250 7T	9.500 6	66.600 2
3	859	ETHAN MCCORMACK	HPC	13.400 2	7.500 8	11.150 4	11.600 5	11.250 8T	11.400 1	66.300 3
4	856	NICK SILAGY	WLG	13.100 3T	7.150 11	10.200 9	13.100 1	12.200 1	10.000 4T	65.750 4
5	854	ALEXANDER GULLAN	WLG	11.400 11	11.100 2	11.000 6	11.050 9	11.550 5	9.000 8T	65.100 5
6	851	KYLE HURLSTONE	CYC	12.500 6T	8.800 5	10.300 8	11.300 7	11.400 6	10.000 5T	64.300 6
7	857	CURTIS MILLER	WLG	11.900 9T	8.600 6	11.950 2	10.700 12	12.000 3	8.800 10	63.950 7
8	850	CHRISTOPHER GRANTSOS	CYC	11.900 10T	7.000 12	10.150 10	12.700 2	10.800 10	10.700 3	63.250 8
9	852	PAUL WIWATOWSKI	WLG	12.400 8	7.250 10	11.100 5	11.150 8	11.650 4	9.300 7	62.850 9
10	860	DREW AGGENBACH	HPC	11.100 13	7.300 9	10.900 7	11.700 4	10.050 11	10.900 2	61.950 10
11	853	OWEN ROCKWELL	WLG	12.500 7T	7.650 7	11.300 3	10.600 13	10.950 9	3.100 12	56.100 11
12	863	KAIN FRACALOSSO	HPC	11.300 12	10.500 3	—. 13	11.550 6	—. 12T	9.000 9T	42.350 12
13	855	TOM WEATHERLEY	WLG	13.100 4T	—. 13	9.450 12	10.900 11	—. 13T	—. 13	33.450 13

2015 MEN'S HPC INVITATIONAL







Meet Results

Men / 8U / All Ages

Feb 28 - Mar 1, 2015

Session: 2

Judge's Signatures

Rank	Num	Name	Gym							AA
1	805	JACK HARVEY	HPC	8.300 1	8.450 2	7.400 1	10.050 1	9.100 1	4.500 3	47.800 1
2	809	KYNAN WHITEHEAD	BTY	7.000 2	—. 4	—. 3T	9.000 2	—. 2T	7.400 1	23.400 2
3	802	THOMAS SALOMON	BTY	—. 3T	6.650 3	7.100 2	—. 3T	—. 3T	6.600 2	20.350 3
4	807	KIPP SMITH	HPC	—. 4T	8.700 1	—. 4T	—. 4T	—. 4T	—. 4	8.700 4

2015 MEN'S HPC INVITATIONAL







Meet Results

Men / 90 / All Ages

Feb 28 - Mar 1, 2015

Session: 2

Judge's Signatures

Rank	Num	Name	Gym							AA
1	950	WILLIAM SHUREY	HPC	11.400 1	—. 1	11.200 1	11.300 1	11.250 1	11.100 1	56.250 1

2015 MEN'S HPC INVITATIONAL







Meet Results

Men / 9U / All Ages

Feb 28 - Mar 1, 2015

Session: 2

Judge's Signatures

Rank	Num	Name	Gym							AA
1	906	RUBEN CHITTERS	HPC	14.000 1	9.650 6	11.200 5	12.350 5	12.600 1T	10.600 6	70.400 1
2	904	BEN HOLDEN	HPC	11.700 8	11.500 1	11.400 4	13.650 1	11.200 7	10.400 7	69.850 2
3	903	HUDSON IRWIN	HPC	13.900 2	8.500 9	11.500 3	13.000 2T	12.000 3	10.800 5	69.700 3
4	902	CONNOR PATTISON	HPC	12.900 5	10.000 4T	10.150 7	12.800 4	12.600 2T	11.200 1T	69.650 4
5	912	LACHLAN SMITH	HPC	12.700 6	9.400 8	11.600 2	11.750 9	11.400 5	9.500 8	66.350 5
6	901	OLIVER DILNUTT	HPC	11.800 7	10.100 3	10.000 8	11.800 8	11.100 8	11.200 2T	66.000 6
7	913	BILLY MCLEAN	HPC	13.400 3	11.200 2	4.150 9	12.050 6	11.650 4	11.200 3T	63.650 7
8	908	ROBERT CREA	HPC	13.100 4	9.600 7	12.500 1	11.900 7	11.300 6	—. 9T	58.400 8
9	911	CAMPBELL SMITH	HPC	—. 10T	6.400 10	10.200 6	—. 11T	—. 9T	11.000 4	27.600 9
10	914	ANDREAS LEPORE	HPC	—. 11T	10.000 5T	—. 10T	13.000 3T	—. 10T	—. 10T	23.000 10
11	916	LIAM WILLATON	HPC	11.000 9	—. 11T	—. 11T	10.950 10	—. 11T	—. 11T	21.950 11
12	907	HEATH THORPE	HPC	—. 12T	—. 12T	—. 12T	—. 12T	—. 12T	—. 12T	0.000 12

2015 MEN'S HPC INVITATIONAL







Meet Results

Men / 10,SR / All Ages

Feb 28 - Mar 1, 2015

Session: 2

Judge's Signatures







Rank	Num	Name	Gym							AA
1	1009	LUKE WADSWORTH	HPC	13.900 2	13.900 1	14.250 1	13.800 2	12.250 1	12.400 2	80.500 1
2	1002	FELIPE HERNANDEZ	HPC	11.200 5	4.350 5	13.400 2	14.100 1	10.700 2T	—. 6T	53.750 2
3	1003	HAYDEN FORD	HPC	—. 6T	11.450 4	13.350 3	—. 5T	10.700 3T	8.400 4	43.900 3
4	1006	KENT PIETERSE	HPC	14.100 1	—. 6T	—. 5T	13.150 3	—. 4T	13.000 1	40.250 4
5	1010	PHIL STEWART	HPC	12.600 3	11.850 2	—. 6T	—. 6T	—. 5T	11.000 3	35.450 5
6	1008	MATTHEW SEDUIKIS	HPC	11.900 4	—. 7T	—. 7T	12.900 4	—. 6T	5.100 5	29.900 6
7	1005	ZAC PERILLO	HPC	—. 7T	11.550 3	12.050 4	—. 7T	—. 7T	—. 7T	23.600 7

2015 MEN'S HPC INVITATIONAL

Team Results

Men / 20,2U / All Ages
Session: 1

Feb 28 - Mar 1, 2015

Rank	Gym	Team	Score						
1	GAME	G1	212.350	34.300	33.750	36.550	38.950	34.200	34.600
				1	1	1	1	1	2
	257	NEWMAN RUKWEZA		9.000	9.100	8.900	9.850	7.800	8.300
	256	DYLAN BROOKS		8.700	8.550	9.400	9.900	8.600	8.600
	258	FREDDY COLLYER		8.600	8.500	9.550	9.800	9.000	8.700
	255	HENRY YAN		8.000					
	273	LIAM COCHAUD			7.600	8.700	9.400	8.800	9.000
2	EGC	E1	204.200	29.800	33.500	33.150	38.350	33.600	35.800
				2	2	2	2	2	1
	252	HENRY LYONS		8.150	8.750	8.750		9.000	9.000
	250	DEXTER CUTFIELD		7.800		8.000	9.650	8.200	
	251	ANGUS ISCHIA		7.750	8.200		9.650	8.000	9.100
	203	RUPERT MARSLAND		6.100		7.600	9.450	8.400	8.300
	253	TAIKEI TAKEDA			8.300				
	254	HARLEM GAMBELL			8.250	8.800	9.600		9.400
3	GYMC	GYM	175.550	23.400	28.550	27.400	36.600	30.800	28.800
				3	3	3	3	3	3
	261	ZACHARY HOFFMANN		6.350	7.650	5.250		8.300	6.600
	260	JAMES BRADY		5.850			9.050	7.000	6.400
	265	JOHNNY MCKEAGUE		5.750		7.150	9.350	8.500	7.100
	262	JOSHUA JOHANSON		5.450	7.400	8.600	9.100	7.000	8.700
	264	JOSHUA LIN			6.750	6.400	9.100		
	263	CHRIS JOHNSON			6.750				







2015 MEN'S HPC INVITATIONAL

Team Results

Men / 30,3U / All Ages

Session: 1

Feb 28 - Mar 1, 2015







Rank	Gym	Team	Score						
1	PIT	PT3	199.425	31.750	30.725	33.200	36.750	33.400	33.600
				2	1	1	1	2	2
	309	KLODIAN BALASHI	9.350	7.400	8.800	10.050	8.800	9.200	
	363	JULIAN GIFTON	7.750	7.450	8.850		8.000		
	361	FRANCIS LEMAIRE	7.600	7.975	8.400	9.850	9.300	9.100	
	362	ALEXANDER AVRAMOSKI	7.050	7.900	7.150	8.450	7.300	7.700	
	308	WILL BEADLE				8.400		7.600	
2	EGC	E3	190.775	33.450	30.475	27.000	35.050	33.800	31.000
				1	2	3	2	1	3
	306	ALEX JONES	8.850		6.250	8.200	7.900	6.600	
	354	OSKAR DE BRUIN	8.300	8.875	6.200	7.900	8.600	8.900	
	353	YUVAL ZEEV	8.150	7.925	7.400	9.450	8.700	8.100	
	355	ADAM SUIDGEEST	8.150	6.900				7.400	
	352	ALISTAIR SNEDDON		6.775	7.150	9.500			
	350	HAMISH DAVISON					8.600		
3	BTY	BT1	181.725	28.000	24.625	29.750	33.450	31.700	34.200
				3	4	2	3	3	1
	301	ALEXANDER LATANIS	7.950	6.450	8.500	9.700	8.400	9.400	
	304	HARRISON BIGGS	7.700	6.300	7.100	8.000	7.500		
	302	CAMERON TAYLOR	6.800	5.875	7.200	8.050	7.900	9.500	
	303	CAMPBELL MCCONNELL	5.550					7.700	
	305	JESSE HORVAT		6.000	6.950	7.700	7.900	7.600	
4	GYMC	GY3	157.300	25.450	24.650	17.900	32.500	27.200	29.600
				4	3	4	4	4	4
	366	THOMAS BREGUET	7.500	6.900	4.500	8.000	7.600	8.000	
	365	ETHAN BAUZON	6.800	7.450	6.350	9.200	7.300	9.200	
	367	ELLIOTT GANDARILLAS	6.800	5.200	3.200	7.700	5.400	4.500	
	368	LIAM OSHEA	4.350	5.100	3.850	7.600	6.900	7.900	

2015 MEN'S HPC INVITATIONAL

Team Results

Men / All Levels / All Ages
Session: 3

Feb 28 - Mar 1, 2015

Rank	Gym	Team	Score						
1	BTY	BT1	189.375	31.300	32.125	30.150	37.700	29.700	28.400
				5	1	2	1	4	2
	401	LIAM BROWNE		8.350	8.700	6.750	9.400	7.800	6.500
	470	HEATH CITRINE		8.100	7.825	8.050	9.500	7.400	6.800
	403	BRADEN LAWSON		7.700		6.350	9.300	7.800	
	402	TORIN WHITEHEAD		7.150	7.850	9.000	9.500	6.700	8.500
	404	KAI ROGERSON			7.750				6.600
2	CYC	CY	185.500	33.400	29.300	30.750	34.700	30.450	26.900
				3	3	1	5	3	3
	456	DYLAN CLARKE		9.200	8.650	7.650	8.200	8.550	7.700
	455	MATTHEW BILLING		9.000	8.150	9.050	8.400	9.200	7.500
	412	XAVIER GIBSON		7.800		6.650		5.400	5.600
	406	FYNN SYNNES		7.400	6.050		9.300		6.100
	405	EZEKIAL ZUKOWSKI			6.450	7.400	8.800	7.300	
3	PIT	PT	184.750	33.500	28.650	27.350	35.300	31.250	28.700
				2	5	3	3	1	1
	467	SASHA CHEHADE		8.900	6.950			8.300	
	464	MIKAH MAHAL		8.550	7.350	5.550	9.200	7.950	6.600
	409	JOSEPH IKHTEAR		8.300	7.350	8.200	8.700	7.700	8.000
	408	MARCUS AKATOS		7.750	7.000	6.900	8.600	7.300	6.400
	410	KAINE MCGREGOR				6.700			7.700
	411	ISAAC SULLIVAN					8.800		
4	MYC	MY	182.850	33.700	31.800	26.300	35.800	30.750	24.500
				1	2	5	2	2	5
	461	DANIEL BOURKE		9.000			8.800	6.300	5.200
	460	MATTHEW BELL		8.700	8.600	6.500	9.200	8.150	6.600
	463	THOMAS BOURKE		8.200	7.800	6.400	8.800		
	407	ASHER DERRICK		7.800	7.600	7.000	9.000	7.600	6.400
	462	JAI PAULSON			7.800	6.400		8.700	6.300
5	BTY	BT2	176.800	32.800	29.250	26.450	34.900	28.500	24.900
				4	4	4	4	5	4
	453	PATRICK DEAN		9.300	6.275		7.900	6.200	5.200
	452	CURTIS LAWRENCE		9.000	8.825	8.300	9.300	9.000	8.600
	450	LOGAN MULLER		7.400	7.075	6.000	9.000		
	454	ANTHONY SILK		7.100		6.250		5.300	5.200
	451	LACHLAN MCCONNELL			7.075	5.900	8.700	8.000	5.900







2015 MEN'S HPC INVITATIONAL

Team Results

Men / 50,5U / All Ages

Session: 4

Feb 28 - Mar 1, 2015







Rank	Gym	Team	Score						
1	BTY	BTA	159.650	27.550	25.350	26.050	30.200	25.200	25.300
				1	1	1	1	1	1
	559	BLAKE CEOLA		9.200	9.450	8.750	10.000	9.350	8.950
	583	MATTHEW LEE		9.200	8.450	8.950		8.000	8.150
	561	DARTANYN GILSON		9.150			10.150		
	504	NOAH DAVIS			7.450	8.350	10.050	7.850	
	584	SCOTT HANSEN							8.200
2	EGC	EGC	147.950	25.700	23.850	23.800	29.500	22.000	23.100
				2	3	3	3	5	3
	581	BEN RAMPLING		8.800		7.400	9.900	7.700	6.950
	566	AIDAN BROWNE		8.600	7.475	8.450	10.050	7.300	7.950
	565	RILEY SMITH		8.300	7.875	7.950			8.200
	564	SHAUN DE MONTE			8.500		9.550	7.000	
3	PIT	P5	147.675	23.900	23.025	23.600	29.950	23.550	23.650
				4	6	4	2	3	2
	506	ERION BALASHI		8.850		8.200	10.100	7.650	7.850
	572	ANTHONY CRISTIANO		7.650	7.850	7.850		8.600	8.600
	571	ZANE ARAPOGLOU		7.400	7.300				7.200
	505	ETHAN GEAR			7.875	7.550	9.900	7.300	
	573	MASON DONOGHUE					9.950		
4	GYMC	GY	141.825	22.900	23.375	22.500	27.800	24.100	21.150
				7	5	5	5	2	5
	578	ENEKO FISCHER		8.050		7.100	9.600	7.350	
	577	CLANCY HEHIR		7.550	10.050	8.800	9.200	8.550	6.850
	576	PADDY HEYWARD		7.300	6.375	6.600	9.000	8.200	7.450
	575	CONNOR SENFTLEBEN			6.950				6.850
5	BAN	B2	139.275	24.300	19.275	23.950	28.600	22.300	20.850
				3	8	2	4	4	6
	556	RHYS NGUYEN		8.950	6.975	8.900	10.400	7.550	8.050
	554	WILLIAM DYALL		7.750	6.525	8.050	8.800	7.900	6.100
	555	BENJAMIN KASJAN		7.600		7.000			6.700
	557	RYAN OHANIAN			5.775		9.400	6.850	
6	MYC	MY	136.875	23.050	23.625	19.700	26.100	21.400	23.000
				6	4	8	8	6	4
	567	JASPER CAULFIELD		8.450	7.900	6.200			
	570	HAYDEN MARSHALL		7.700		6.850	9.300	7.100	7.500
	569	NOAH COHEN		6.900	8.825	6.650	9.000	6.700	7.150
	568	WILLEM BOCKELMANN			6.900		7.800	7.600	8.350

2015 MEN'S HPC INVITATIONAL

Team Results

Men / 50,5U / All Ages
Session: 4

Feb 28 - Mar 1, 2015







Rank	Gym	Team	Score						
7	BTY	BTB	134.275	23.650	23.925	21.200	26.450	18.350	20.700
				5	2	7	7	8	7
	558	AKSHAAY SHANKAR		8.100			9.650		6.800
	502	LUKE MENSINK		7.900	7.250	6.750	7.700	5.350	
	582	SAMUEL MINAHAN		7.650	8.600	7.700		6.500	7.350
	560	CAMERON TWIDALE			8.075	6.750	9.100	6.500	6.550
8	BAN	BY	130.475	21.050	20.025	21.900	27.050	20.900	19.550
				8	7	6	6	7	8
	552	PATRICK KENNEDY		7.100	6.100	7.300		7.150	6.550
	553	JAMES TYLER		7.050	6.075	7.450	10.250	6.950	6.850
	550	LIAM DONHARDT		6.900	7.850	7.150	8.400	6.800	6.150
	551	JASPER NAGY-PICKFORD					8.400		

2015 MEN'S HPC INVITATIONAL

Team Results

Men / 70 / All Ages
Session: 5

Feb 28 - Mar 1, 2015

Rank	Gym	Team	Score						
1	WLG	WL	205.400	37.900	31.100	34.200	32.400	37.600	32.200
				1	1	1	2	1	1
	768	HARRY FORTUNE		13.000		11.750	11.000		10.900
	769	ASHER GINSBERG		12.700	9.600	11.450		12.000	10.750
	770	JAY ROSENZWEIG		12.200	9.850	11.000	10.800	13.100	
	771	OLIVER BERGMAN			11.650		10.600	12.500	10.550
2	BTY	BTO	192.550	35.100	28.000	31.650	32.500	33.500	31.800
				3	2	2	1	3	2
	757	TYLER LEE		12.600		10.450	12.000	11.750	10.600
	756	NICHOLAS GOODEN		12.000	9.250	10.650		11.200	
	760	CALLUM SMITH		10.500	9.200		10.300		10.500
	758	BEN MC INTOSH			9.550	10.550	10.200	10.550	10.700
3	BAN	B2	185.800	35.800	25.000	30.950	31.100	33.000	29.950
				2	3	4	3	4	3
	753	JACK GOULDING		12.100	8.050	10.600	10.700	11.650	10.050
	755	CIARAN COTTER		12.000	7.750	10.050	10.400	10.150	8.950
	754	JAMES RYAN		11.700	9.200	10.300	10.000	11.200	10.950
4	BAN	BY	151.700	22.400	15.650	31.000	20.000	33.900	28.750
				4	4	3	4	2	4
	752	LIAM HOO		12.300	9.350	10.650	10.100	11.050	9.450
	751	OTI FATOUROS		10.100	6.300	9.700	9.900	10.950	8.200
	750	Oscar Snowdon				10.650		11.900	11.100







2015 MEN'S HPC INVITATIONAL

Team Results

Men / 7U / All Ages

Session: 5

Feb 28 - Mar 1, 2015

Rank	Gym	Team	Score						
1	BTY	BTU	126.925	22.700	24.825	20.950	20.500	22.450	15.500
				2	1	1	2	2	1
	702	JORDAN FITZSIMONS		9.400	8.300	7.100	9.100	7.300	8.700
	703	THEODORE TSANG		7.800	8.325	6.850	8.700	5.750	3.400
	701	BLAKE RYAN		5.500	8.200	7.000	2.700	9.400	3.400
2	PIT	PT	121.975	22.800	15.625	20.650	26.200	24.650	12.050
				1	2	2	1	1	2
	707	ADAM BAINBRIDGE		7.900	5.000	6.200	8.600	6.800	2.100
	706	JORDAN AMBROSIO		7.700	4.550	6.200	8.500	8.850	4.250
	708	JULIAN PREIATO		7.200	6.075	8.250	9.100	9.000	5.700







2015 MEN'S HPC INVITATIONAL

Team Results

Men / 80 / All Ages

Session: 2

Feb 28 - Mar 1, 2015

Rank	Gym	Team	Score						
1	WLG	WL1	217.500	49.400	26.000	42.850	43.700	34.150	21.400
				1	1	1	1	2	2
	855	TOM WEATHERLEY		13.100		9.450	10.900		
	853	OWEN ROCKWELL		12.500	7.650	11.300	10.600	10.950	3.100
	852	PAUL WIWATOWSKI		12.400	7.250	11.100	11.150	11.650	9.300
	854	ALEXANDER GULLAN		11.400	11.100	11.000	11.050	11.550	9.000
2	WLG	WL2	197.550	38.800	24.800	34.600	36.000	36.250	27.100
				2	2	2	2	1	1
	858	ELLIS GRADASCEVIC		13.800	9.050	12.450	12.200	12.050	8.300
	856	NICK SILAGY		13.100	7.150	10.200	13.100	12.200	10.000
	857	CURTIS MILLER		11.900	8.600	11.950	10.700	12.000	8.800