

Competition Results

Men's Gymnastics

MAG Trial 2 (Level 2 - 8)

11th - 12th April 2015

BTYC



Gymnastics
Victoria
Events

www.gymnasticsvictoria.org.au



2015 MAG Trial 2 - 6O, 7U, 8U

Meet Results - Level 2 Under

Apr 11-12, 2015







Page: 1

Printed: 4/12/2015 09:53:24

Men / 2U / All Ages

Session: 4

Judge's Signatures

Rank	Num	Name	Gym							AA
1	2505	Nicolas Chauluria	DOL	8.300 1	8.650 1	7.500 3T	9.350 1	9.650 1	9.150 1	52.600 1
2	2506	Rupert Marsland	EGC	8.150 2	8.150 3	8.850 1	8.500 7	9.150 2	8.800 2	51.600 2
3	2500	William Ashcroft	BTY	6.150 4T	8.250 2	7.850 2	9.250 2	9.050 3	8.000 4	48.550 3
4	2507	Taikei Takeda	EGC	6.650 3	7.900 4	7.500 3T	8.350 8	8.800 4	6.900 5T	46.100 4
5	2508	James Brady	GYG	6.150 4T	6.900 5	6.850 5	8.700 5	7.650 7	8.350 3	44.600 5
6	2502	Angus Marks	BTY	6.000 6	6.050 6	6.000 6	8.850 3T	8.150 5	6.800 7	41.850 6
7	2503	Ronan McNamara	BTY	5.900 7	4.750 8	5.000 8	8.850 3T	8.100 6	6.900 5T	39.500 7
8	2501	Aamon Palangio	BTY	5.300 8	5.700 7	5.700 7	8.550 6	7.250 8	6.250 8	38.750 8

2015 MAG Trial 2 - 6O, 7U, 8U

Meet Results - Level 2 Open

Apr 11-12, 2015

Page: 1

Printed: 4/12/2015 09:53:39

Men / 2O / All Ages

Session: 4

Judge's Signatures

Rank	Num	Name	Gym							AA
1	2011	Henry Lyons	EGC	8.700 6T	8.850 3T	9.350 6T	9.500 4T	9.650 1	8.850 9T	54.900 1
2	2007	Shem Alyousef	DOL	8.200 15T	8.850 3T	9.500 2	9.300 10T	9.250 6T	9.750 1	54.850 2
3	2018	Newman Rukweza	GAM	9.100 1T	8.600 9	9.000 17	9.700 1	9.350 3T	8.850 9T	54.600 3
4	2016	Dylan Brooks	GAM	9.100 1T	8.650 8	9.450 3	9.650 2	9.300 5	8.150 21T	54.300 4
5	2021	Hugo O'Brien	KNO	8.450 8T	9.150 1	9.750 1	8.650 30T	8.600 22	9.200 3T	53.800 5
6	2022	Kyle Coughlin	KNO	8.700 6T	9.000 2	9.250 11T	8.700 28T	8.800 17T	9.300 2	53.750 6
7	2031	Marcus Georgiou	WLG	8.450 8T	8.500 10T	9.350 6T	9.100 16T	9.150 9	9.000 8	53.550 7
8	2010	Angus Ischia	EGC	8.800 4T	8.300 17	9.300 10	8.900 23T	8.950 12	9.100 6	53.350 8
9	2009	Harlem Gambell	EGC	8.950 3	8.200 19	9.200 13T	9.100 16T	8.700 21	9.050 7	53.200 9
10	2020	Harrison Dam	KNO	8.150 17	8.400 15	9.400 4T	9.500 4T	9.100 10T	8.450 17	53.000 10
11T	2023	Ethan Blunt	KNO	7.850 23T	8.450 14	9.250 11T	9.350 7T	8.800 17T	8.850 9T	52.550 11T
11T	2019	Graison Embleton	KNO	8.300 11T	8.500 10T	9.200 13T	8.650 30T	9.350 3T	8.550 15T	52.550 11T
13	2001	Toby Wheeler	BTY	8.050 19	8.700 6T	7.900 27	9.350 7T	9.250 6T	9.200 3T	52.450 13
14	2030	Angus Clarke	WLG	7.500 29	8.750 5	9.100 15T	9.200 14	8.900 13T	8.550 15T	52.000 14
15	2008	Dexter Cutfield	EGC	8.200 15T	8.500 10T	9.100 15T	8.850 25T	9.550 2	7.700 28	51.900 15
16	2037	Jai Dodd	DOL	8.000 20T	7.100 30	9.350 6T	9.350 7T	8.850 15T	9.200 3T	51.850 16
17	2015	Freddy Colleyer	GAM	8.800 4T	8.700 6T	8.350 24	8.050 36	8.850 15T	8.600 14	51.350 17
18	2017	Liam Cochard	GAM	6.950 34	7.950 22	9.400 4T	8.900 23T	8.900 13T	8.650 13	50.750 18
19	2039	Henry Yan	GAM	8.000 20T	8.100 20T	8.500 22	9.050 18T	9.100 10T	7.850 26T	50.600 19
20	2003	Tyler Redden	CYC	7.800 25	7.200 28T	9.350 6T	9.300 10T	8.750 20	8.150 21T	50.550 20
21	2005	Spencer Vargas	DOL	7.600 26T	8.350 16	8.700 18T	8.700 28T	8.800 17T	8.250 20	50.400 21
22	2006	Tyler Vargas	DOL	7.900 22	7.750 24T	8.700 18T	8.850 25T	8.300 26	8.700 12	50.200 22
23	2033	Joshua Johanson	GYG	8.450 8T	7.500 27	8.450 23	9.250 12T	7.900 33	8.400 18T	49.950 23
24	2002	Max Green	CYC	8.100 18	7.750 24T	8.600 20	9.550 3	8.100 31	6.900 32	49.000 24
25	2032	Zachary Hoffmann	GYG	8.300 11T	8.100 20T	7.450 29	8.950 21T	8.350 25	7.350 30	48.500 25
26	2004	William Clayton	CYC	7.600 26T	8.250 18	8.550 21	8.800 27	8.150 28T	6.500 35	47.850 26

2015 MAG Trial 2 - 6O, 7U, 8U

Meet Results - Level 2 Open







Apr 11-12, 2015

Page: 2

Printed: 4/12/2015 09:53:39

Men / 2O / All Ages

Session: 4

Rank	Num	Name	Gym							AA
27	2000	Sam Grigoroulis	BTY	8.300 11T	6.000 34	7.300 31	9.250 12T	8.200 27	8.400 18T	47.450 27
28	2026	Madix Grattan	MAF	7.300 31T	6.150 32	7.950 26	8.950 21T	8.450 23	8.150 21T	46.950 28
29T	2041	Johnny McKeague	GYG	7.300 31T	6.100 33	8.050 25	8.300 35	9.200 8	7.950 25	46.900 29T
29T	2038	Kaeden Evans	EUR	7.400 30	8.500 10T	6.850 33	8.600 33	8.400 24	7.150 31	46.900 29T
31	2504	Michail Avdeev	CYC	8.250 14	6.200 31	7.800 28	9.050 18T	8.150 28T	7.400 29	46.850 31
32	2028	Giancarlo Villis	WLG	7.850 23T	7.800 23	6.750 34T	9.150 15	8.050 32	6.650 33	46.250 32
33	2034	Chris Johnson	GYG	7.050 33	7.200 28T	7.350 30	8.650 30T	7.550 35	8.100 24	45.900 33
34	2042	Rory Gatford-Then	BTY	6.350 35	5.800 35	6.750 34T	9.050 18T	8.150 28T	7.850 26T	43.950 34
35	2036	Toby Corr	BTY	6.300 36	4.700 36	7.250 32	9.500 4T	7.700 34	6.550 34	42.000 35
36	2024	Rahul Daudia	KNO	7.550 28	7.750 24T	5.600 36	8.500 34	5.750 36	5.850 36	41.000 36

2015 MAG Trial 2 - 6O, 7U, 8U

Meet Results - Level 3 Open

Apr 11-12, 2015

Page: 1

Printed: 4/11/2015 10:21:30

Men / 3O / All Ages

Session: 1

Judge's Signatures

Rank	Num	Name	Gym							AA
1	3011	Joshua Hart	KNO	9.200 4	9.500 1	9.750 1	9.400 9T	9.100 2	9.800 2T	56.750 1
2	2013	Kellan Ireland	EKG	9.300 2T	8.725 3	9.250 2T	9.450 8	9.350 1	9.950 1	56.025 2
3	3020	Alessio Mammone	MIL	9.100 5	8.175 6	9.250 2T	10.200 1	8.800 3	8.900 9	54.425 3
4	3012	Joshua Habjan	KNO	8.350 13T	8.425 4	9.050 7T	9.900 2	8.650 5	9.350 4	53.725 4
5	3013	Luke Tomazin	KNO	8.950 6T	8.750 2	8.850 9	9.650 6	8.200 9T	9.300 5T	53.700 5
6	3014	Samuel Calder	KNO	9.900 1	7.675 10	9.250 2T	9.350 11	8.600 6T	8.600 12T	53.375 6
7	3002	Oskar De Bruin	EGC	8.700 9T	7.900 8	9.050 7T	8.600 20	8.600 6T	9.300 5T	52.150 7
8	3004	Thomas Gray	ENE	9.300 2T	8.125 7	8.650 10	9.250 13T	8.000 13T	8.500 15T	51.825 8
9	3015	Toby Jones	KNO	8.700 9T	7.625 13	9.150 5T	9.250 13T	7.800 15	9.250 7	51.775 9
10	3010	Beau Lillicrapp	FUN	8.900 8	7.650 11T	8.150 13	8.800 19	7.650 19	9.800 2T	50.950 10
11	3016	Anakin Vanhuizen	KNO	8.300 15T	8.275 5	7.600 17	8.950 18	8.200 9T	8.850 10T	50.175 11
12	2014	Michael Serafidis	EKG	8.700 9T	6.600 24	9.150 5T	8.150 24	8.200 9T	8.850 10T	49.650 12
13	3021	Zac Hamilton	NUN	8.600 12	7.075 15T	8.300 12	9.200 15	7.300 22T	8.500 15T	48.975 13
14	3026	Ethan Bauzon	GYG	7.950 20T	6.900 21	8.050 14	9.400 9T	8.000 13T	8.500 15T	48.800 14
15	3005	Aaron Benc	ENE	8.250 17	6.925 18T	8.450 11	9.100 16	7.750 16T	7.850 25T	48.325 15
16	3003	Adam Suidgeest	EGC	7.950 20T	7.025 17	7.950 15	9.600 7	7.200 26	8.000 22T	47.725 16
17	3030	Mason Edwards	MIL	8.950 6T	6.700 23	7.300 20T	9.050 17	7.150 27	7.500 30	46.650 17
18	3009	Sebastian Brooke	FUN	8.350 13T	6.925 18T	6.550 29	8.100 25	8.700 4	7.750 28	46.375 18
19	2012	Julian Cosmelli	EKG	7.400 24	7.600 14	6.600 28	7.600 28	7.700 18	9.100 8	46.000 19
20	3032	Chris Pincus	WLG	7.750 22	7.875 9	7.500 18	6.650 34T	8.450 8	7.600 29	45.825 20
21	3001	Hamish Davison	EGC	7.450 23	6.200 29	7.400 19	8.000 26	8.150 12	8.600 12T	45.800 21
22	3029	Malachai Wardley-Goodwin	MAF	6.950 28	6.475 25	7.050 24	9.750 4	7.500 20	7.850 25T	45.575 22
23	3018	Declan Bertoli	MAF	6.900 29	7.650 11T	6.650 27	8.200 23	7.300 22T	8.600 12T	45.300 23
24	3023	Daniel Pincus	WLG	7.350 25	7.075 15T	7.650 16	7.700 27	7.250 24T	8.000 22T	45.025 24
25	3031	William Hansen-Cooper	NUN	8.300 15T	6.800 22	7.150 23	7.200 30	6.750 29T	8.500 15T	44.700 25
26	3000	William Postma	BTY	8.050 19	6.275 27	7.300 20T	7.100 31T	6.700 31	8.350 19	43.775 26

2015 MAG Trial 2 - 6O, 7U, 8U

Meet Results - Level 3 Open







Apr 11-12, 2015

Page: 2

Printed: 4/11/2015 10:21:30

Men / 3O / All Ages

Session: 1

Rank	Num	Name	Gym							AA
27	3024	Josh Pincus	WLG	7.100 27	6.925 18T	7.000 25T	7.100 31T	7.750 16T	7.800 27	43.675 27
28	3019	Quinn Akers	MAF	7.300 26	6.325 26	4.750 36	9.800 3	6.950 28	8.100 21	43.225 28
29	3017	Tain Corless	KNO	6.700 31	5.300 32	6.100 30	7.500 29	7.350 21	8.250 20	41.200 29
30	3008	Dane Whelan	ENE	6.500 32	6.225 28	7.000 25T	6.100 36	6.750 29T	7.050 31	39.625 30
31	3022	Ryan Macdonald	NUN	5.700 34	5.600 31	5.700 32T	6.950 33	7.250 24T	7.900 24	39.100 31
32	3027	Elliott Gandarillas	GYG	6.750 30	5.150 34	5.800 31	8.550 21	6.600 33	5.900 34	38.750 32
33	3028	Rogan Rutter	ENE	5.650 35	5.225 33	5.700 32T	9.300 12	5.950 34	6.200 33	38.025 33
34	3006	Keagan Cotterrell	ENE	8.100 18	5.125 35	5.500 34	8.300 22	4.500 36	6.400 32	37.925 34
35	3007	Jude Henne	ENE	6.000 33	4.700 36	7.300 20T	6.650 34T	6.650 32	5.850 35	37.150 35
36	3025	Liam O'Shea	GYG	4.450 36	5.825 30	5.250 35	9.700 5	5.400 35	5.500 36	36.125 36

2015 MAG Trial 2 - 6O, 7U, 8U

Meet Results - Level 3 Under

Apr 11-12, 2015







Page: 1

Printed: 4/11/2015 10:23:26

Men / 3U / All Ages

Session: 1

Judge's Signatures

Rank	Num	Name	Gym							AA
1	3501	Alexander Latanis	BTY	9.000 1	7.925 1	8.650 2	9.100 1	9.000 1	8.400 4	52.075 1
2	3508	Liam Jones	FUN	6.850 8	7.225 2	8.800 1	8.850 2	8.250 2	9.650 1	49.625 2
3	3506	Alex Jones	EGC	8.650 2	6.500 5	7.450 7	7.550 5	7.300 7	8.500 3	45.950 3
4	3502	Harrison Biggs	BTY	8.000 3	6.050 8	7.950 4	7.250 6	7.600 4	8.900 2	45.750 4
5	3504	Jesse Horvat	BTY	7.950 4T	6.250 6	8.550 3	6.600 8T	7.650 3	7.500 8	44.500 5
6	3500	Niklas Hyland	BAN	7.950 4T	6.825 3	7.200 8	8.100 3	6.550 8	7.700 6	44.325 6
7	3503	Cameron Taylor	BTY	6.600 9	6.600 4	7.700 5	7.950 4	7.350 5T	7.550 7	43.750 7
8	3505	Campbell McConnell	BTY	7.000 7	6.125 7	7.500 6	6.600 8T	7.350 5T	8.300 5	42.875 8
9	3507	Quinn Hastie	ENE	7.850 6	3.725 9	4.500 9	7.200 7	5.400 9	3.900 9	32.575 9

2015 MAG Trial 2 - 6O, 7U, 8U

Meet Results - Level 4 Open

Apr 11-12, 2015

Page: 1

Printed: 4/12/2015 15:41:53

Men / 4O / All Ages

Session: 5

Judge's Signatures

Rank	Num	Name	Gym							AA
1	4020	Max Amderson	DOL	8.830 9	9.250 5T	9.150 1	10.000 1	9.650 1	9.450 3	56.330 1
2	4027	Rian Sharp	KNO	9.030 5	9.925 2	8.450 3	9.400 3	9.000 4T	9.850 1	55.655 2
3	4013	Curtis Lawrence	BTY	8.930 7	9.000 8	7.750 7	9.300 6T	8.900 7T	8.800 5	52.680 3
4	4014	Matthew Billing	CYC	9.270 4	8.525 14T	8.200 5	8.300 29	9.350 2	8.600 6	52.245 4
5	4019	James Porter	DOL	9.670 2	9.250 5T	6.350 29T	8.700 14	8.850 9	9.150 4	51.970 5
6	4016	Dylan Clarke	CYC	9.770 1	8.225 20T	7.600 8T	8.450 20T	9.250 3	8.100 14	51.395 6
7T	4042	James Cooke	RES	8.770 10*	8.750 11	7.200 16T	9.350 4T	8.550 15	8.450 10	51.070 7T
7T	4015	Jordan Letts	CYC	8.770 10*	8.350 18	8.650 2	8.450 20T	8.950 6	7.900 16T	51.070 7T
9	4031	Jai Paulsen	MYC	8.100 21T	7.800 26	7.500 12T	9.200 9T	8.700 11T	9.500 2	50.800 9
10	4025	Nicholas Howard	EUR	7.230 32T	8.775 10	7.500 12T	9.200 9T	9.000 4T	8.500 8T	50.205 10
11	4028	Tim Wallace	KNO	8.200 18T	10.100 1	7.600 8T	8.400 23T	8.600 14	7.250 25T	50.150 11
12	4018	Tyrone Llaguano	DOL	7.970 24	9.275 4	6.650 27	9.300 6T	8.300 20	8.350 12	49.845 12
13	4024	Kristian Modica	EKG	8.530 13T	8.125 22	7.100 22	8.750 12T	8.700 11T	8.550 7	49.755 13
14	4046	Noah Bradley	GYG	8.870 8	8.725 12T	7.200 16T	8.200 33T	8.900 7T	7.850 18T	49.745 14
15	4029	Bradley Brukner	KNO	8.530 13T	9.400 3	7.150 20T	8.750 12T	8.500 16T	7.250 25T	49.580 15
16	4040	Mikah Mahal	PIT	9.300 3	8.525 14T	6.250 31T	9.350 4T	8.200 21	7.650 22	49.275 16
17	4034	Jackson Findlay	MYC	8.030 23	8.525 14T	7.400 14T	9.550 2	8.350 19	6.650 35	48.505 17
18	4035	Matthew Bell	MYC	8.270 16	8.950 9	7.600 8T	8.250 30T	8.450 18	5.550 43	47.070 18
19	4037	Ethan Youssef	PIT	8.430 15	6.500 37T	8.300 4	8.350 28	8.500 16T	6.900 32	46.980 19
20	4026	Kalle Govan	EUR	7.700 27	8.450 17	7.150 20T	8.400 23T	7.850 25T	7.300 24	46.850 20
21	4047	Jomar Schier	GYG	7.670 28	9.175 7	6.750 25	8.050 36	7.950 22T	7.000 30T	46.595 21
22	4007	Lachlan McGregor	BAN	8.200 18T	6.150 41	7.200 16T	7.450 39	8.700 11T	8.400 11	46.100 22
23	4011	Anthony Silk	BTY	8.230 17	8.275 19	5.750 35	8.600 15T	7.000 36T	8.200 13	46.055 23
24	4004	Anston Gonopoulos	BAN	6.870 36	7.300 30	7.600 8T	7.000 41	8.750 10	8.500 8T	46.020 24
25	4038	Sasha Chehade	PIT	8.570 12	7.675 27T	5.500 38T	8.500 18T	7.850 25T	7.850 18T	45.945 25
26	4048	Ethan Hair	RES	7.630 29	7.675 27T	6.700 26	8.850 11	7.900 24	6.850 33	45.605 26

2015 MAG Trial 2 - 6O, 7U, 8U

Meet Results - Level 4 Open







Apr 11-12, 2015

Page: 2

Printed: 4/12/2015 15:41:53

Men / 4O / All Ages

Session: 5

Rank	Num	Name	Gym							AA
27	4023	Bryce Geddes	EKG	7.830 25	8.725 12T	6.350 29T	8.250 30T	7.350 31	7.000 30T	45.505 27
28	4036	Callum Watt	PIT	7.600 30	8.225 20T	6.150 33	8.600 15T	7.250 33T	7.200 27	45.025 28
29	4008	Lachlan Rogers	BAN	7.230 32T	7.125 31	7.200 16T	8.400 23T	7.750 28	7.100 28	44.805 29
30	4017	Dylan Rennie	CYC	8.100 21T	7.100 32T	7.800 6	8.400 23T	6.800 38	6.150 39	44.350 30
31	4041	Anthony Morris-Ferraro	RES	7.400 31	6.625 36	7.050 23	8.200 33T	7.800 27	7.050 29	44.125 31
32	4022	Michael Beech	EGC	7.230 32T	6.875 35	6.500 28	8.000 37	7.950 22T	7.450 23	44.005 32
33	4006	Ethan Guest	BAN	6.770 38	7.975 25	6.850 24	6.700 42	7.400 30	7.700 21	43.395 33
34	4009	Lachlan McConnell	BTY	6.430 40	8.050 23	7.400 14T	6.250 43	7.300 32	7.750 20	43.180 34
35	4005	Edward Dynes	BAN	7.230 32T	7.100 32T	5.650 36	8.500 18T	6.550 40	8.050 15	43.080 35
36	4049	Owen Hughes	EHG	6.070 43	8.000 24	5.500 38T	8.200 33T	7.250 33T	7.900 16T	42.920 36
37	4039	Damon Cooper	PIT	7.730 26	7.075 34	5.950 34	8.450 20T	6.300 41	6.450 36	41.955 37
38	4012	Patrick Dean	BTY	8.940 6	7.375 29	5.600 37	7.300 40	6.250 42	5.600 42	41.065 38
39	4033	Daniel Bourke	MYC	8.200 18T	6.000 42	4.900 40T	7.900 38	7.200 35	6.200 38	40.400 39
40	4010	Logan Muller	BTY	6.800 37	6.325 39	6.250 31T	9.300 6T	5.700 44	5.500 44	39.875 40
41	4002	Hayden Parkin	BAL	6.370 41	6.275 40	4.600 42	8.550 17	7.500 29	5.650 41	38.945 41
42	4000	Owen Connolly	BAL	6.270 42	6.500 37T	4.450 43	8.250 30T	6.650 39	6.400 37	38.520 42
43	4001	Che Mccarthy	BAL	6.630 39	4.725 44	4.900 40T	8.400 23T	5.900 43	5.900 40	36.455 43
44	4045	Leon Wasiewicz	WLG	4.800 44	5.100 43	3.450 44	4.150 44	7.000 36T	6.800 34	31.300 44

2015 MAG Trial 2 - 6O, 7U, 8U

Meet Results - Level 4 Under

Apr 11-12, 2015







Page: 1

Printed: 4/12/2015 15:34:11

Men / 4U / All Ages

Session: 5

Judge's Signatures

Rank	Num	Name	Gym							AA
1	4501	Will Waters	BAL	8.970 3	9.825 1	8.700 1T	9.650 1	8.950 1T	9.600 1	55.695 1
2	4505	Torin Whitehead	BTY	7.400 16	8.925 3	8.700 1T	9.450 2	8.850 3	8.450 3	51.775 2
3	4506	Liam Browne	BTY	7.770 14	9.025 2	8.200 3	8.850 4T	8.950 1T	8.250 5	51.045 3
4	4513	Joseph Ikhtear	PIT	9.030 2	7.700 5T	7.700 4	8.450 7T	8.000 8	9.050 2	49.930 4
5	4517	Xavier Magnanini	BAL	8.870 4	7.225 11	6.150 13	8.450 7T	7.550 10T	8.350 4	46.595 5
6	4514	Marcus Akatos	PIT	8.330 7T	7.675 7	6.300 11	9.250 3	7.250 16T	7.400 7	46.205 6
7	4512	Anthony Simonelli	CYC	9.530 1	7.025 12	7.350 5	7.500 15	8.300 5T	6.000 18	45.705 7
8	4509	Ezekeil Zukowski	CYC	8.200 10	7.325 10	7.100 9	7.600 14	8.300 5T	6.850 12	45.375 8
9	4508	Braden Lawson	BTY	7.970 12	7.600 9	7.250 7	7.800 12	7.700 9	6.900 10T	45.220 9
10	4515	Kaine McGregor	PIT	8.230 9	7.700 5T	7.300 6	6.000 18	7.500 12	8.000 6	44.730 10
11	4511	Elliot Tay	CYC	8.330 7T	5.875 16	6.250 12	8.300 9	8.550 4	7.300 8	44.605 11
12	4510	Fynn Synnes	CYC	7.730 15	6.725 14	7.000 10	8.250 10	7.450 13T	6.600 13T	43.755 12
13	4507	Kai Rogerson	BTY	5.600 18	7.625 8	7.150 8	8.500 6	7.250 16T	6.900 10T	43.025 13
14	4003	Max Kelly	BAL	7.830 13	7.850 4	6.100 14	6.700 17	7.400 15	6.600 13T	42.480 14
15	4516	Isaac Sullivan	PIT	8.100 11	6.875 13	5.200 16	8.200 11	7.550 10T	6.250 17	42.175 15
16	4503	Hamish Bottrell	BAL	8.570 5	5.600 17	5.800 15	7.650 13	6.700 18	7.200 9	41.520 16
17	4504	Miles Cole-Sinclair	BAL	6.600 17	5.950 15	4.800 18	8.850 4T	8.250 7	6.400 15T	40.850 17
18	4500	Nicholas Chan	BAL	8.370 6	5.000 18	4.850 17	7.400 16	7.450 13T	6.400 15T	39.470 18

2015 MAG Trial 2 - 6O, 7U, 8U

Meet Results - Level 5 Open

Apr 11-12, 2015

Page: 1

Printed: 4/11/2015 15:16:35

Men / 5O / All Ages

Session: 2







Judge's Signatures

Rank	Num	Name	Gym							AA
1	5030	Blake Jackway	KNO	8.800 10T	9.400 1	10.000 1	10.650 3T	9.700 2	9.467 2	58.017 1
2	5018	Blake Ceola	BTY	8.570 15	8.950 2	9.150 8T	10.700 2	9.850 1	8.830 7	56.050 2
3	5041	Flynn Cowan	HPC	9.300 4T	7.500 8	9.800 2	10.100 15	9.600 3	8.930 6	55.230 3
4	5029	Daniel Tohill	KNO	9.070 7T	6.050 34	9.350 4	10.450 8	9.500 4	8.934 5	53.354 4
5	5011	Jannik Hyland	BAN	8.800 10T	8.050 4	9.150 8T	9.650 25T	8.100 12T	9.170 4	52.920 5
6	5038	Anthony Cristiano	PIT	8.370 18	7.750 6	8.550 14T	9.600 27T	9.100 6T	9.440 3	52.810 6
7	5001	Lachlan Bowden	BAL	9.770 2	6.950 18	9.550 3	10.350 11	7.950 14T	7.867 25	52.437 7
8	5016	Dartanyyn Gilson	BTY	10.040 1	7.850 5	8.450 16T	10.200 12T	7.800 16	7.770 27	52.110 8
9	5008	Rhys Nguyen	BAN	8.640 14	5.550 39T	9.250 5T	10.600 6	9.150 5	8.470 13	51.660 9
10	5002	Jeremy Farmer	BAL	9.070 7T	8.100 3	8.700 12	9.350 32T	7.650 17	8.067 20T	50.937 10
11	5020	Max Billington	CYC	9.300 4T	5.800 36	8.750 11	10.650 3T	7.200 29T	8.700 10	50.400 11
12	5027	Dirk Arends	FCG	8.500 16	6.800 19T	7.600 29T	9.800 23	9.100 6T	8.500 12	50.300 12
13	5017	Cameron Twidale	BTY	8.770 12	7.050 16	7.400 34	10.150 14	8.300 9	8.430 14	50.100 13
14	5021	Aiden Browne	EGC	8.270 19T	7.300 12	9.250 5T	10.050 16T	7.100 33	7.930 24	49.900 14
15	5000	Oscar Evans	BAL	9.040 9	6.700 23T	8.350 18T	9.850 21T	7.250 27T	8.600 11	49.790 15
16	5044	Eneko Fischer	GYG	9.200 6	6.350 30	6.950 39T	10.650 3T	7.550 20	8.400 15	49.100 16
17	5025	Jaspa Crawford-Page	EKG	8.440 17	6.700 23T	7.500 31T	10.400 9T	7.000 34T	8.767 9	48.807 17
18	5033	Willem Bockelmann	MYC	7.540 25T	6.550 26	7.850 25	10.050 16T	8.350 8	8.200 18	48.540 18
19	5022	Shaun De Monte	EGC	8.100 21	7.550 7	8.100 21	9.600 27T	7.000 34T	8.100 19	48.450 19
20	5042	Clancy Hehir	GYG	8.000 22	7.450 9T	8.650 13	9.100 35T	8.200 11	6.970 36	48.370 20
21	5024	Riley Smith	EGC	7.500 27	6.700 23T	7.450 33	9.450 29T	7.200 29T	9.970 1	48.270 21
22	5023	Benjamin Rampling	EGC	9.400 3	6.750 21T	7.200 35	9.900 19T	7.600 18T	7.030 33	47.880 22
23	5046	Vincent Pedersen	FCG	6.870 35	6.250 32	7.950 23	9.850 21T	8.100 12T	8.330 16	47.350 23
24	5010	William Dyall	BAN	8.700 13	5.650 38	8.200 20	9.350 32T	7.400 23	7.830 26	47.130 24
25	5037	Zane Arapoglou	PIT	6.800 37	7.200 13T	8.350 18T	9.650 25T	7.600 18T	7.500 30T	47.100 25
26	5026	Joshua Nadong	EKG	7.070 32T	6.150 33	8.800 10	8.700 41	8.250 10	8.000 23	46.970 26

2015 MAG Trial 2 - 6O, 7U, 8U

Meet Results - Level 5 Open







Apr 11-12, 2015

Rank	Num	Name	Gym							AA
27	5015	Akshaay Shankar	BTY	8.270 19T	7.450 9T	7.500 31T	10.550 7	6.650 39	6.330 41	46.750 27
28	5036	Hura Callum	MYC	6.840 36	5.500 41T	7.050 36T	10.900 1	7.500 21T	8.800 8	46.590 28
29	5004	James Tyler	BAN	7.540 25T	5.750 37	9.250 5T	10.400 9T	6.950 36	6.470 39	46.360 29
30	5034	Noah Cohen	MYC	7.070 32T	7.200 13T	7.750 27T	9.050 37T	6.900 37	8.034 22	46.004 30
31	5043	Paddy Heyward	GYG	5.470 43	7.400 11	7.800 26	10.200 12T	7.300 26	7.400 32	45.570 31
32	5028	Christian Pitsilos	FCG	7.170 30	6.500 27T	6.650 44	9.700 24	7.200 29T	8.270 17	45.490 32
33	5007	Patrick Kennedy	BAN	7.400 29	6.500 27T	8.450 16T	9.400 31	7.950 14T	5.500 44	45.200 33
34	5031	Jasper James	KNO	7.600 24	6.800 19T	6.900 41T	9.300 34	6.400 41	8.067 20T	45.067 34
35	5035	Hayden Marshall	MYC	7.700 23	5.500 41T	8.550 14T	9.950 18	6.850 38	6.200 42	44.750 35
36	5045	Connor Senftleben	GYG	5.140 44	6.750 21T	8.000 22	9.900 19T	7.350 24T	7.000 34T	44.140 36
37	5009	Ryan Ohanian	BAN	6.600 40	5.550 39T	7.600 29T	9.100 35T	7.500 21T	7.500 30T	43.850 37
38	5019	Lockie Lugt	CYC	6.640 39	7.000 17	6.900 41T	8.900 39	7.350 24T	7.000 34T	43.790 38
39	5003	James Mantis	BAN	7.440 28	5.500 41T	7.050 36T	9.450 29T	6.600 40	7.700 28	43.740 39
40	5039	Mason Donoghue	PIT	7.140 31	4.150 44	7.900 24	9.050 37T	7.250 27T	6.400 40	41.890 40
41	5040	Bryton Dodds	SPC	5.900 41	6.300 31	6.950 39T	7.400 42	7.200 29T	7.567 29	41.317 41
42	5032	Jasper Caulfield	MYC	6.940 34	6.450 29	6.750 43	8.750 40	6.100 42	5.734 43	40.724 42
43	5006	Liam Donhardt	BAN	5.540 42	7.200 13T	7.750 27T	7.350 43	5.500 44	6.770 37	40.110 43
44	5047	Justin Fillisch	SPC	6.770 38	6.000 35	7.000 38	5.950 44	5.800 43	6.600 38	38.120 44
45*	5013	Matthew Lee	BTY	— 45*	— 45*	— 45*	— 45*	— 45*	— 45*	0.000 45*
45*	5012	Scott Hansen	BTY	— 45*	— 45*	— 45*	— 45*	— 45*	— 45*	0.000 45*

2015 MAG Trial 2 - 6O, 7U, 8U

Meet Results - Level 5 Under

Apr 11-12, 2015

Rank	Num	Name	Gym							AA
1	5503	Samuel Vagg	BTY	7.770 2	8.500 1	9.350 1	9.450 5	8.750 1	8.670 1	52.490 1
2	5501	Noah Davis	BTY	8.370 1	6.800 4	9.000 2	10.050 2	7.600 4	8.570 2	50.390 2
3	5505	Ethan Gear	PIT	7.000 6	7.300 2	7.900 4	10.500 1	7.700 3	7.830 4	48.230 3
4	5506	Erion Balashi	PIT	7.600 4	5.950 6	8.250 3	9.650 3	8.050 2	8.030 3	47.530 4
5	5502	Luke Mensink	BTY	7.670 3	7.150 3	7.150 6	9.500 4	5.850 6	7.570 5	44.890 5
6	5504	Heath Citrine	BTY	7.400 5	6.150 5	7.250 5	8.950 6	6.800 5	6.530 6	43.080 6
7	5500	Jack Kelly	BAL	— 7	— 7	— 7	— 7	— 7	— 7	0.000 7

2015 MAG Trial 2 - 6O, 7U, 8U

Meet Results - Level 6 Open

Apr 11-12, 2015







Page: 1

Printed: 4/12/2015 21:58:46

Men / 6O / All Ages

Session: 6

Judge's Signatures

Rank	Num	Name	Gym							AA
1	6015	Marcus Casament	HPC	9.700 2	9.834 2	9.300 2	8.500 11T	9.350 1	10.100 1	56.784 1
2	6003	Oscar Torii	CYC	9.800 1	9.151 3	7.700 10	9.100 3	9.100 2	9.900 4	54.751 2
3	6006	Baciele Alyousef	DOL	8.600 8	8.767 4	9.400 1	8.500 11T	8.400 5	9.950 2T	53.617 3
4	6016	Matthew Kapp	HPC	8.700 7	8.217 6	8.400 5	8.150 16T	8.100 8	9.950 2T	51.517 4
5	6009	Blake Loudon	EGC	9.400 3	7.217 13	8.150 7	8.850 5	8.500 4	8.400 5	50.517 5
6	6010	Marcus Piscopo	EKG	6.100 13	7.467 12	9.000 3	9.450 1	8.600 3	7.800 9	48.417 6
7	7511	Adam Bainbridge	PIT	8.800 5T	7.770 9	7.350 11	8.800 6T	7.900 9	7.750 10	48.370 7
8	6002	Luke Kesey-Mason	CYC	8.800 5T	7.751 10	7.950 8	8.750 8	7.350 12T	7.450 11	48.051 8
9	6005	Joshua Adams	DOL	4.500 17	9.990 1	8.900 4	7.950 18	8.200 6T	8.000 7	47.540 9
10	6011	Wilson Cram	EKG	8.100 9	8.138 7	8.250 6	8.800 6T	8.200 6T	5.950 12	47.438 10
11	6004	Toby Hore	DOL	7.750 11	7.150 14	6.350 15	9.050 4	7.200 14	8.300 6	45.800 11
12	6014	Joseph Zadirevich	HPC	9.100 4	5.600 16	7.150 12	8.600 10	7.000 15T	7.900 8	45.350 12
13	6012	Sarki` Chehade	PIT	7.100 12	8.750 5	6.500 13T	8.650 9	7.350 12T	5.550 14	43.900 13
14	6007	Matthew Auger	DOL	5.900 14	7.970 8	6.500 13T	9.300 2	7.600 10T	5.500 15	42.770 14
15	6000	Thomas Grant	BTY	3.900 18	7.734 11	7.800 9	8.450 13	7.600 10T	5.600 13	41.084 15
16	6008	Matthew Stevenson	EGC	7.900 10	5.140 17	5.750 17	8.350 15	7.000 15T	4.150 17	38.290 16
17	5014	Samuel Minahan	BTY	4.950 16	6.720 15	6.050 16	8.150 16T	5.200 18	5.100 16	36.170 17
18	6013	Thomas Quinlan	PIT	5.500 15	4.667 18	5.500 18	8.400 14	6.150 17	3.450 18	33.667 18

2015 MAG Trial 2 - 70, 80

Meet Results - Level 7 Open

Apr 11-12, 2015







Page: 1

Printed: 4/11/2015 20:53:01

Men / 70 / All Ages

Session: 3

Judge's Signatures

Rank	Num	Name	Gym							AA
1	7025	Liam Cuttriss	EHG	Diff: 4.300	3.400	2.800	3.900	4.100	1.800	
				Exec: 8.800	8.600	8.950	8.400	7.900	8.750	
				ND: _____	_____	_____	_____	_____	_____	
				Final: 13.100	12.000	11.750	12.300	12.000	10.550	71.700
				Place: 3	1T	2	1	7T	12	1
2	7022	Jay Rosenzweig	WLG	Diff: 4.200	2.500	2.500	2.000	3.500	2.100	
				Exec: 9.200	8.500	9.000	9.400	9.100	8.900	
				ND: _____	_____	_____	_____	_____	_____	
				Final: 13.400	11.000	11.500	11.400	12.600	11.000	70.900
				Place: 1	5	3	13*	3*	6	2
3	7014	Myles Carew	EGC	Diff: 3.200	2.600	2.100	2.000	3.400	2.500	
				Exec: 9.300	9.400	8.950	9.000	9.400	8.200	
				ND: _____	_____	_____	_____	_____	_____	
				Final: 12.500	12.000	11.050	11.000	12.800	10.700	70.050
				Place: 11	1T	11*	24*	1	11	3
4	7015	Simon Lim	EGC	Diff: 2.600	2.600	2.100	2.000	3.500	2.500	
				Exec: 9.000	9.350	8.600	9.300	9.200	8.700	
				ND: _____	_____	_____	_____	_____	_____	
				Final: 11.600	11.950	10.700	11.300	12.700	11.200	69.450
				Place: 18	3	19	17*	2	4	4
5	7024	Harry Fortune	WLG	Diff: 4.200	1.600	2.800	2.000	3.100	2.600	
				Exec: 9.000	7.150	9.200	9.550	8.600	8.750	
				ND: _____	_____	_____	_____	_____	_____	
				Final: 13.200	8.750	12.000	11.550	11.700	11.350	68.550
				Place: 2	20	1	8*	11	3	5
6	7018	Kieran Connolly	HPC	Diff: 4.200	2.600	2.900	2.000	3.300	2.100	
				Exec: 8.750	6.600	8.300	8.950	8.700	9.550	
				ND: _____	_____	_____	_____	_____	_____	
				Final: 12.950	9.200	11.200	10.950	12.000	11.650	67.950
				Place: 4	13	7T	26	7T	1	6
7	7023	Asher Ginsberg	WLG	Diff: 4.000	2.100	2.000	2.000	3.500	2.100	
				Exec: 8.600	8.550	8.800	9.450	8.700	7.900	
				ND: _____	_____	_____	_____	_____	_____	
				Final: 12.600	10.650	10.800	11.450	12.200	10.000	67.700
				Place: 8T	7	17	10*	6	17	7
8T	7021	Oliver Bergman	WLG	Diff: 3.000	2.100	2.100	2.100	3.100	2.200	
				Exec: 8.400	8.200	8.950	9.800	9.400	7.900	
				ND: _____	_____	_____	_____	_____	_____	
				Final: 11.400	10.300	11.050	11.900	12.500	10.100	67.250
				Place: 20	9	11*	3T	5	15	8T
8T	7004	James Ryan	BAN	Diff: 3.600	2.700	2.100	2.000	3.900	2.400	
				Exec: 9.000	7.800	8.900	9.250	7.100	8.500	
				ND: _____	_____	_____	_____	_____	_____	
				Final: 12.600	10.500	11.000	11.250	11.000	10.900	67.250
				Place: 8T	8	13	19*	16T	7T	8T
10	7030	Ricky Mukumi	BAN	Diff: 3.800	2.600	2.400	2.000	3.500	2.300	
				Exec: 8.800	6.300	8.850	9.700	8.400	8.500	
				ND: _____	_____	_____	_____	_____	_____	
				Final: 12.600	8.900	11.250	11.700	11.900	10.800	67.150
				Place: 8T	16T	6	6	9	9	10

2015 MAG Trial 2 - 70, 80

Meet Results - Level 7 Open







Apr 11-12, 2015

Page: 2

Printed: 4/11/2015 20:53:01

Men / 70 / All Ages







Session: 3

Rank	Num	Name	Gym							AA
11	7009	Tyler Lee	BTY	Diff: 4.200	1.600	2.500	3.100	2.900	2.500	
				Exec: 7.950	7.300	8.800	8.800	8.600	8.550	
				ND: _____	_____	_____	_____	_____	_____	
				Final: 12.150	8.900	11.300	11.900	11.500	11.050	66.800
				Place: 12	16T	4T	3T	12	5	11
12	7011	Ben McIntosh	BTY	Diff: 2.500	2.600	2.100	2.000	3.100	2.400	
				Exec: 8.550	8.450	9.200	9.300	8.200	8.350	
				ND: _____	_____	_____	_____	_____	_____	
				Final: 11.050	11.050	11.300	11.300	11.300	10.750	66.750
				Place: 23	4	4T	17*	13T	10	12
13	7017	Christian Magaldi	HPC	Diff: 3.600	2.600	2.600	2.000	3.900	2.900	
				Exec: 7.300	8.250	7.350	9.550	7.900	8.500	
				ND: _____	_____	_____	_____	_____	_____	
				Final: 10.900	10.850	9.950	11.550	11.800	11.400	66.450
				Place: 24	6	24	8*	10	2	13
14	7006	Mislav Boltuzic	BAN	Diff: 3.700	2.700	2.100	2.000	2.900	1.800	
				Exec: 9.050	7.200	9.100	9.450	8.400	8.750	
				ND: _____	_____	_____	_____	_____	-1.500	
				Final: 12.750	9.900	11.200	11.450	11.300	9.050	65.650
				Place: 5T	11	7*	10*	13T	20	14
15	7005	Liam Hoo	BAN	Diff: 3.400	2.600	2.100	2.000	2.500	1.900	
				Exec: 8.500	6.500	8.800	9.200	7.700	9.000	
				ND: _____	_____	_____	_____	_____	_____	
				Final: 11.900	9.100	10.900	11.200	10.200	10.900	64.200
				Place: 14T	14	14*	21	25	7T	15
16	7013	Callum Smith	BTY	Diff: 3.600	1.500	2.100	2.000	2.900	2.100	
				Exec: 9.050	7.000	8.800	9.400	8.100	7.450	
				ND: _____	_____	_____	_____	_____	_____	
				Final: 12.650	8.500	10.900	11.400	11.000	9.550	64.000
				Place: 7	22T	14*	13*	16T	18	16
17	7003	Jack Goulding	BAN	Diff: 3.100	2.600	2.100	2.000	3.500	2.300	
				Exec: 8.550	5.900	9.100	9.450	9.100	6.200	
				ND: _____	_____	_____	_____	_____	_____	
				Final: 11.650	8.500	11.200	11.450	12.600	8.500	63.900
				Place: 17	22T	7*	10*	3*	21	17
18	7028	Sam Lindeman	GYG	Diff: 3.500	2.000	2.300	2.100	3.200	2.400	
				Exec: 7.350	7.000	8.000	9.900	7.800	7.800	
				ND: _____	_____	_____	_____	_____	_____	
				Final: 10.850	9.000	10.300	12.000	11.000	10.200	63.350
				Place: 25	15	20	2	16T	14	18
19	7000	Nathan Chan	BAL	Diff: 2.900	3.200	2.100	2.000	2.500	1.300	
				Exec: 8.800	6.600	8.150	9.250	8.800	8.550	
				ND: _____	_____	_____	_____	_____	-1.500	
				Final: 11.700	9.800	10.250	11.250	11.300	8.350	62.650
				Place: 16	12	21	19*	13T	23T	19
20	7032	Liam Wilson	PIT	Diff: 3.200	2.000	2.100	2.800	2.500	2.300	
				Exec: 8.700	6.850	9.000	7.650	8.400	7.000	
				ND: _____	_____	_____	_____	_____	_____	
				Final: 11.900	8.850	11.100	10.450	10.900	9.300	62.500
				Place: 14T	19	10	27	20	19	20

2015 MAG Trial 2 - 70, 80

Meet Results - Level 7 Open

Apr 11-12, 2015







Rank	Num	Name	Gym							AA
21	7010	Nicholas Gooden	BTY	Diff: 3.800	1.600	2.100	2.000	3.000	2.100	
				Exec: 8.950	8.450	8.800	8.300	8.000	4.800	
				ND: _____	_____	_____	_____	_____	_____	
				Final: 12.750	10.050	10.900	10.300	11.000	6.900	61.900
				Place: 5T	10	14*	28	16T	28	21
22	7031	Jack Dawson	CYC	Diff: 3.000	1.900	2.400	2.000	3.400	2.300	
				Exec: 8.500	7.800	7.100	9.350	7.400	8.000	
				ND: _____	-1.500	_____	_____	_____	_____	
				Final: 11.500	8.200	9.500	11.350	10.800	10.300	61.650
				Place: 19	25	26	16	21	13	22
23	7020	Livio Czarny	WLG	Diff: 2.800	0.600	2.000	2.000	3.000	1.200	
				Exec: 8.400	9.450	7.850	9.150	7.500	8.650	
				ND: _____	-1.500	_____	_____	_____	-1.500	
				Final: 11.200	8.550	9.850	11.150	10.500	8.350	59.600
				Place: 21	21	25	22	24	23T	23
24	7001	Harley Grech	BAL	Diff: 3.300	1.300	2.100	2.000	2.600	1.200	
				Exec: 7.800	8.650	7.950	9.050	8.000	8.550	
				ND: _____	-1.500	_____	_____	_____	-1.500	
				Final: 11.100	8.450	10.050	11.050	10.600	8.250	59.500
				Place: 22	24	23	23	22*	25	24
25	7002	Ciaran Cotter	BAN	Diff: 3.300	2.000	2.100	2.100	2.600	1.800	
				Exec: 8.750	6.000	8.100	9.700	7.000	7.900	
				ND: _____	-1.500	_____	_____	_____	-1.500	
				Final: 12.050	6.500	10.200	11.800	9.600	8.200	58.350
				Place: 13	27	22	5	27	26	25
26	7016	Carson Dodds	SPC	Diff: 2.200	1.500	1.600	2.000	2.400	1.600	
				Exec: 7.950	7.400	7.200	9.400	6.200	8.450	
				ND: _____	_____	_____	_____	_____	_____	
				Final: 10.150	8.900	8.800	11.400	8.600	10.050	57.900
				Place: 27T	16T	27	13*	28	16	26
27	7029	Braden Hammond	GYG	Diff: 2.600	1.600	2.200	2.100	3.200	1.800	
				Exec: 7.550	6.200	6.550	9.550	6.700	8.100	
				ND: _____	_____	_____	_____	_____	-1.500	
				Final: 10.150	7.800	8.750	11.650	9.900	8.400	56.650
				Place: 27T	26	28	7	26	22	27
28	7008	Oti Fatouros	BAN	Diff: 2.700	1.900	2.000	2.000	2.600	1.200	
				Exec: 7.850	4.600	8.750	9.000	8.000	8.450	
				ND: _____	-1.500	_____	_____	_____	-1.500	
				Final: 10.550	5.000	10.750	11.000	10.600	8.150	56.050
				Place: 26	28	18	24*	22*	27	28
29*	7026	Robbe Deleu	EHG	Diff: _____	_____	_____	_____	_____	_____	
				Exec: _____	_____	_____	_____	_____	_____	
				ND: _____	_____	_____	_____	_____	_____	
				Final: _____	_____	_____	_____	_____	_____	0.000
				Place: 29*	29*	29*	29*	29*	29*	29*
29*	7027	Jameson O'Reilly	EHG	Diff: _____	_____	_____	_____	_____	_____	
				Exec: _____	_____	_____	_____	_____	_____	
				ND: _____	_____	_____	_____	_____	_____	
				Final: _____	_____	_____	_____	_____	_____	0.000
				Place: 29*	29*	29*	29*	29*	29*	29*

2015 MAG Trial 2 - 70, 80

Meet Results - Level 7 Open

Apr 11-12, 2015

Page: 4
 Printed: 4/11/2015 20:53:01
 Men / 70 / All Ages
 Session: 3

Rank	Num	Name	Gym							AA
29*	7012	Reuben Kerron	BTY	Diff: —. —	—.	—.	—.	—.	—.	
				Exec: —. —	—.	—.	—.	—.	—.	
				ND: —. —	—.	—.	—.	—.	—.	
				Final: —. —	—.	—.	—.	—.	—.	0.000
				Place: —. 29*	—. 29*	—. 29*	—. 29*	—. 29*	—. 29*	29*
29*	7019	Finn Coomber	WLG	Diff: —. —	—.	—.	—.	—.	—.	
				Exec: —. —	—.	—.	—.	—.	—.	
				ND: —. —	—.	—.	—.	—.	—.	
				Final: —. —	—.	—.	—.	—.	—.	0.000
				Place: —. 29*	—. 29*	—. 29*	—. 29*	—. 29*	—. 29*	29*

2015 MAG Trial 2 - 6O, 7U, 8U

Meet Results - Level 7 Under

Apr 11-12, 2015







Page: 1

Printed: 4/11/2015 21:10:53

Men / 7U / All Ages

Session: 3

Judge's Signatures

Rank	Num	Name	Gym							AA
1	7514	Conor McGillivray	HPC	10.300 1T	9.950 1	10.000 2	9.800 3	10.000 1	10.300 1T	60.350 1
2	7512	Luke Mott	HPC	10.300 1T	8.550 6	9.350 3	9.900 1T	9.300 2	9.750 4	57.150 2
3	7501	Bo Danelutti	BAL	8.150 6	8.675 5	9.050 4	9.500 7T	9.000 4T	10.300 1T	54.675 3
4	7513	William Haines	HPC	7.800 11	7.025 9	10.050 1	9.900 1T	9.200 3	10.200 3	54.175 4
5	7504	Jordan Fitzsimons	BTY	8.550 5	8.725 4	8.050 10	9.000 12T	8.300 8	9.250 5	51.875 5
6T	7515	Sandy Hardiman	HPC	7.850 9T	7.000 10	8.700 5	9.600 5T	9.000 4T	6.900 7	49.050 6T
6T	7505	Theodore Tsang	BTY	8.000 7	8.800 2	7.950 11	8.300 15	8.900 6	7.100 6	49.050 6T
8	7510	Julian Preiato	PIT	7.450 13	7.150 8	8.100 9	9.250 9T	8.850 7	6.500 8T	47.300 8
9	7508	James Dimitrakopoulos	CYC	9.000 3	5.650 13	7.650 12	9.750 4	7.300 13	6.350 10	45.700 9
10	7500	Jack Robertson	BAL	7.850 9T	8.750 3	7.100 14	9.250 9T	8.200 9	4.150 15	45.300 10
11	7502	Thomas Kelly	BAL	7.650 12	6.500 12	8.400 7	8.900 14	7.100 14	6.500 8T	45.050 11
12	7506	Blake Ryan	BTY	5.900 15	8.175 7	8.650 6	9.150 11	8.000 10	4.800 13	44.675 12
13	7503	Samuel Jackson	BAL	8.850 4	6.600 11	7.500 13	9.000 12T	6.600 15	4.900 12	43.450 13
14	7507	Adam Persic	CYC	7.200 14	5.550 14	8.300 8	9.500 7T	7.450 12	5.000 11	43.000 14
15	7509	Jordan Ambrosio	PIT	7.900 8	5.450 15	6.300 15	9.600 5T	7.600 11	4.500 14	41.350 15

2015 MAG Trial 2 - 70, 80

Meet Results - Level 8 Open

Apr 11-12, 2015







Page: 1

Printed: 4/12/2015 21:57:04

Men / 80 / All Ages

Session: 6

Judge's Signatures

Rank	Num	Name	Gym							AA
1	8004	Talby Dove	DOL	Diff: 5.200	4.100	3.900	3.600	3.100	3.200	
				Exec: 8.500	6.050	8.100	9.550	9.250	8.500	
				ND: _____	_____	_____	_____	_____	_____	
				Final: 13.700	10.150	12.000	13.150	12.350	11.700	73.050
				Place: 1	11	2	1	2	3	1
2	8011	Drew Aggenback	HPC	Diff: 4.600	3.100	2.300	3.000	3.600	2.900	
				Exec: 8.900	8.400	8.400	9.000	8.250	9.050	
				ND: _____	_____	_____	_____	_____	_____	
				Final: 13.500	11.500	10.700	12.000	11.850	11.950	71.500
				Place: 3	5	11T	6	7	1	2
3	8012	Ellis Gradascevic	WLG	Diff: 4.400	3.400	4.300	2.800	3.100	2.100	
				Exec: 8.250	7.650	8.250	9.400	9.300	9.100	
				ND: _____	_____	_____	_____	_____	-1.500	
				Final: 12.650	11.050	12.550	12.200	12.400	9.700	70.550
				Place: 12	8	1	4	1	15	3
4	8010	Ethan McCormack	HPC	Diff: 4.900	3.000	2.400	3.000	3.900	2.900	
				Exec: 8.750	7.950	9.050	7.800	7.900	8.900	
				ND: _____	_____	_____	_____	_____	_____	
				Final: 13.650	10.950	11.450	10.800	11.800	11.800	70.450
				Place: 2	9	5	17	8	2	4
5	8002	Kyle Hurlstone	CYC	Diff: 4.000	3.200	2.300	2.800	3.800	2.400	
				Exec: 8.700	8.000	7.950	9.100	8.100	8.800	
				ND: _____	_____	_____	_____	_____	_____	
				Final: 12.700	11.200	10.250	11.900	11.900	11.200	69.150
				Place: 11	6	15	7	6	7T	5
6	8006	James Dunn	EGC	Diff: 3.500	2.400	2.200	3.000	3.100	2.800	
				Exec: 8.850	8.350	8.800	9.100	8.050	8.650	
				ND: _____	_____	_____	_____	_____	_____	
				Final: 12.350	10.750	11.000	12.100	11.150	11.450	68.800
				Place: 14	10	8	5	10	4	6
7	8005	Max Collett	EGC	Diff: 3.200	3.700	1.900	2.100	2.900	2.000	
				Exec: 9.100	8.100	8.600	9.500	8.650	9.000	
				ND: _____	_____	_____	_____	_____	_____	
				Final: 12.300	11.800	10.500	11.600	11.550	11.000	68.750
				Place: 15T	2	13	9	9	9	7
8	8015	Alexander Gullan	WLG	Diff: 3.400	3.600	2.200	2.000	3.500	2.700	
				Exec: 9.500	7.500	7.850	8.700	8.800	8.650	
				ND: _____	_____	_____	_____	_____	_____	
				Final: 12.900	11.100	10.050	10.700	12.300	11.350	68.400
				Place: 8	7	17*	18	3	5	8
9	8019	Luke Zellner	EGC	Diff: 3.700	3.200	2.000	3.000	3.100	2.700	
				Exec: 8.700	8.350	8.900	8.700	7.400	8.500	
				ND: _____	_____	_____	_____	_____	_____	
				Final: 12.400	11.550	10.900	11.700	10.500	11.200	68.250
				Place: 13	4	9	8	13	7T	9
10	8001	William Whitehead	BTY	Diff: 4.100	3.200	2.200	2.000	2.800	1.900	
				Exec: 9.250	8.900	7.850	9.200	7.500	8.950	
				ND: _____	_____	_____	_____	_____	_____	
				Final: 13.350	12.100	10.050	11.200	10.300	10.850	67.850
				Place: 4T	1	17*	13	14	11	10

2015 MAG Trial 2 - 70, 80

Meet Results - Level 8 Open







Apr 11-12, 2015

Page: 2

Printed: 4/12/2015 21:57:04

Men / 80 / All Ages







Session: 6

Rank	Num	Name	Gym							AA
11	8003	Chris Grantsos	CYC	Diff: 4.100	3.200	3.300	3.600	2.600	2.300	
				Exec: 8.950	5.150	8.400	8.850	8.050	8.950	
				ND: _____	_____	_____	_____	_____	_____	
				Final: 13.050	8.350	11.700	12.450	10.650	11.250	67.450
				Place: 7	15	3T	3	12	6	11
12	8020	Ryan Morrow	NAT	Diff: 3.700	3.400	2.100	3.700	2.800	2.100	
				Exec: 9.100	6.000	8.000	8.900	7.400	8.800	
				ND: _____	_____	_____	_____	_____	_____	
				Final: 12.800	9.400	10.100	12.600	10.200	10.900	66.000
				Place: 9	13	16	2	15	10	12
13	8000	Ryan O'Keefe	BTY	Diff: 4.000	3.200	2.600	3.000	3.300	3.700	
				Exec: 8.200	8.500	7.800	7.950	7.650	5.800	
				ND: _____	_____	_____	_____	_____	_____	
				Final: 12.200	11.700	10.400	10.950	10.950	9.500	65.700
				Place: 17	3	14	15	11	17	13
14	8013	Curtis Miller	WLG	Diff: 4.800	2.000	3.900	2.000	2.900	1.900	
				Exec: 8.300	5.950	7.800	8.850	9.150	8.900	
				ND: _____	-1.500	_____	_____	_____	_____	
				Final: 13.100	6.450	11.700	10.850	12.050	10.800	64.950
				Place: 6	18	3T	16	5	12	14
15	8014	Nick Silagy	WLG	Diff: 4.400	2.400	4.500	2.800	4.100	1.900	
				Exec: 7.900	6.200	6.800	8.200	8.050	8.600	
				ND: _____	-1.500	_____	_____	_____	_____	
				Final: 12.300	7.100	11.300	11.000	12.150	10.500	64.350
				Place: 15T	17	7	14	4	14	15
16	8007	Toby Thomas	EGC	Diff: 3.400	2.500	2.000	2.100	3.000	1.900	
				Exec: 9.350	7.100	8.800	9.400	8.100	7.750	
				ND: _____	_____	_____	_____	-1.500	_____	
				Final: 12.750	9.600	10.800	11.500	9.600	9.650	63.900
				Place: 10	12	10	10	18	16	16
17	8008	Scott Young	EGC	Diff: 3.500	2.400	2.200	3.000	3.000	2.700	
				Exec: 7.750	6.550	8.500	8.400	6.850	8.000	
				ND: _____	_____	_____	_____	_____	_____	
				Final: 11.250	8.950	10.700	11.400	9.850	10.700	62.850
				Place: 18	14	11T	11T	17	13	17
18	8018	Owen Rockwell	WLG	Diff: 0.000	2.000	2.300	2.800	3.100	1.400	
				Exec: 0.000	7.300	7.700	8.600	7.000	8.200	
				ND: _____	-1.500	_____	_____	_____	-1.500	
				Final: 0.000	7.800	10.000	11.400	10.100	8.100	47.400
				Place: 19	16	19	11T	16	18	18
19	8017	Tom Weatherly	WLG	Diff: 4.400	0.000	2.200	2.000	0.000	0.000	
				Exec: 8.950	0.000	9.200	8.650	0.000	0.000	
				ND: _____	_____	_____	_____	_____	_____	
				Final: 13.350	0.000	11.400	10.650	0.000	0.000	35.400
				Place: 4T	19	6	19	19	19	19

2015 MAG Trial 2 - 6O, 7U, 8U

Meet Results - Level 8 Under

Apr 11-12, 2015

Rank	Num	Name	Gym							AA
1	8500	Kynan Whitehead	BTY	9.000 2	7.967 3	7.550 2	9.400 2T	7.250 4	9.700 1	50.867 1
2	8501	Thomas Salomon	BTY	9.250 1	7.667 5	6.950 4	9.400 2T	7.300 3	7.100 4	47.667 2
3	8502	Joshua Walker	DOL	8.500 3	7.900 4	7.700 1	9.050 4	6.800 5	7.200 3	47.150 3
4	8503	Benjamin Lammardo	EGC	0.000 4T	8.534 2	7.300 3	9.500 1	8.100 1	5.250 5	38.684 4
5	8505	Kipp Smith	HPC	0.000 4T	9.234 1	0.000 5	0.000 5	7.900 2	7.600 2	24.734 5