

Competition Results

Men's Gymnastics

MAG Trial 1 (Level 2 - 8)

28th - 29th March 2015

BTYC



Gymnastics
Victoria
Events

www.gymnasticsvictoria.org.au



2015 MAG Trial 1 Level 2 - 6, 7U, 8U

Meet Results

Mar 28-29, 2015

Page: 1

Printed: 3/29/2015 10:44:43

Men / 2O / All Ages

Session: 4







Judge's Signatures

Rank	Num	Name	Gym							AA
1	2511	Harlem Gambell	EGC	9.000 1	8.650 9T	9.400 2T	9.600 2	9.000 2	8.600 14	54.250 1
2	2508	Shem Alyousef	DOL	8.050 13T	9.450 1T	9.200 5	9.650 1	8.800 4	8.900 11T	54.050 2
3	2513	Henry Lyons	EGC	8.550 7T	8.900 6T	8.900 7T	9.500 5	9.100 1	8.700 13	53.650 3
4	2518	Hugo O'Brien	KNO	8.550 7T	9.450 1T	9.300 4	9.150 14	7.600 20	9.500 1T	53.550 4
5	2532	Harrison Dam	KNO	8.450 10	9.300 4	9.400 2T	9.350 10T	7.900 17	9.100 7T	53.500 5
6T	2515	Graison Embleton	KNO	8.350 11	8.950 5	8.900 7T	9.400 6T	8.100 10T	9.300 5T	53.000 6T
6T	2516	Kyle Coughlin	KNO	8.500 9	9.400 3	9.000 6	8.400 25T	8.700 5	9.000 9T	53.000 6T
8	2527	Marcus Georgiou	WLG	8.750 3T	8.900 6T	8.700 13T	9.550 3T	8.600 6	8.200 16T	52.700 8
9	2526	Angus Clarke	WLG	8.050 13T	8.700 8	8.800 10T	9.250 12T	8.500 7	9.000 9T	52.300 9
10	2509	Jai Dodd	DOL	8.250 12	7.700 22T	8.600 15	9.350 10T	8.900 3	9.400 3T	52.200 10
11	2512	Angus Ischia	EGC	8.700 5	8.650 9T	9.500 1	9.050 15T	8.100 10T	7.900 19	51.900 11
12	2522	Mihajlo Dodevski	PIT	8.850 2	8.100 15T	8.700 13T	9.400 6T	8.400 8	7.000 23	50.450 12
13	2502	Ashar Patel	CYC	7.950 15	8.100 15T	8.200 16	8.750 21	8.000 16	9.400 3T	50.400 13
14	2504	Miller Benton	CYC	6.300 23T	8.600 11T	7.300 20	9.550 3T	8.100 10T	9.500 1T	49.350 14
15	2505	Spencer Vargas	DOL	8.600 6	7.750 20T	8.800 10T	8.400 25T	8.100 10T	7.600 20	49.250 15
16	2529	Joshua Johanson	GYG	7.300 18T	7.900 19	7.700 19	9.400 6T	7.500 21	9.300 5T	49.100 16
17	2519	Ethan Blunt	KNO	6.500 22	8.200 14	8.100 17	9.050 15T	8.100 10T	8.900 11T	48.850 17
18	2500	Tyler Reddan	CYC	6.800 21	8.100 15T	8.800 10T	9.250 12T	7.300 24	8.400 15	48.650 18
19	2506	Tyler Vargas	DOL	7.600 16	8.250 13	7.800 18	8.100 28T	8.200 9	8.000 18	47.950 19
20	2501	Rohan Patel	CYC	6.850 20	6.150 29	8.900 7T	8.700 22	7.000 27T	9.100 7T	46.700 20
21	2503	William Clayton	CYC	7.300 18T	7.700 22T	6.900 22	8.550 24	7.800 18T	8.200 16T	46.450 21
22	2514	Kaeden Bowes-Evans	EUR	5.750 27T	8.600 11T	6.700 23	9.400 6T	7.400 22T	7.400 21	45.250 22
23T	2528	Zachary Hoffman	GYG	7.450 17	7.050 26	5.600 25*	8.900 19	7.800 18T	7.300 22	44.100 23T
23T	2524	Giancarlo Villis	WLG	8.750 3T	7.750 20T	5.600 25*	8.800 20	7.200 25T	6.000 27T	44.100 23T
25	2533	Marcell Apai	EHG	5.750 27T	8.100 15T	6.200 24	8.950 18	8.100 10T	6.500 25	43.600 25
26	2521	Chot Walford	PIT	6.150 25	7.450 24	5.500 27T	9.050 15T	7.000 27T	6.600 24	41.750 26

2015 MAG Trial 1 Level 2 - 6, 7U, 8U

Meet Results

Mar 28-29, 2015

Rank	Num	Name	Gym							AA
27	2530	Chris Johnson	GYG	6.300 23T	7.400 25	7.000 21	8.350 27	6.600 29	6.000 27T	41.650 27
28	2531	Joshua Lin	GYG	6.000 26	7.000 27T	5.500 27T	8.650 23	7.200 25T	5.000 29	39.350 28
29	2525	Jasper Hanak	WLG	4.000 29	7.000 27T	5.000 29	8.100 28T	7.400 22T	6.400 26	37.900 29

2015 MAG Trial 1 Level 2 - 6, 7U, 8U

Meet Results

Mar 28-29, 2015







Page: 1

Printed: 3/29/2015 10:44:59

Men / 2U / All Ages

Session: 4

Judge's Signatures

Rank	Num	Name	Gym							AA
1	2005	Nicolas Chanturia	DOL	8.700 1	8.550 1	8.100 1	8.700 2	8.500 1T	9.600 1	52.150 1
2	2002	Liam Fitzsimmons	PIT	6.800 3	8.000 3	7.300 3	9.300 1	7.600 3	7.800 2	46.800 2
3	2000	Rupert Marsland	EGC	7.850 2	8.400 2	7.900 2	8.250 3	8.500 1T	4.000 6	44.900 3
4	2003	James Brady	GYG	6.200 4	7.550 4	5.000 5T	8.000 5	6.000 6	7.200 3	39.950 4
5	2001	Jaylen Camilleri	PIT	4.750 6	5.700 6	5.700 4	8.200 4	7.100 4	6.000 4	37.450 5
6	2004	Sol Fieldman	WLG	5.900 5	6.350 5	5.000 5T	7.900 6	7.000 5	5.000 5	37.150 6

2015 MAG Trial 1 Level 2 - 6, 7U, 8U

Meet Results

Mar 28-29, 2015

Page: 1

Printed: 3/28/2015 10:45:53

Men / 3O / All Ages

Session: 1

Judge's Signatures

Rank	Num	Name	Gym							AA
1	3512	Luke Tomazin	KNO	9.250 3	9.450 3	8.900 1T	10.000 1	9.500 3	9.700 5	56.800 1
2	3509	Joshua Hart	KNO	9.500 1	10.125 1	8.900 1T	7.900 25T	9.800 1	9.900 1	56.125 2
3	3506	Kellan Ireland	EKG	8.650 8T	9.150 5	8.350 7	9.300 7T	9.600 2	9.800 2T	54.850 3
4	3513	Toby Jones	KNO	8.650 8T	8.875 6	8.550 4	9.700 3T	8.300 14T	9.800 2T	53.875 4
5	3525	Francis Lemaire	PIT	8.400 14T	9.350 4	8.250 10T	9.700 3T	8.900 7	9.200 7T	53.800 5
6	3511	Samuel Calder	KNO	9.000 4	7.950 12	8.700 3	9.200 9T	9.300 4T	8.900 10T	53.050 6
7	3538	Anakin Van Huizen	KNO	8.900 5	9.675 2	7.500 17T	8.000 24	9.300 4T	9.200 7T	52.575 7
8	3504	Yuval Zeev	EGC	8.450 13	7.800 14	8.500 5T	9.800 2	8.700 9	8.700 15	51.950 8
9	3501	Oskar DeBruin	EGC	9.450 2	8.250 8	8.500 5T	8.100 23	8.500 11T	8.900 10T	51.700 9
10	3523	Julian Gifton	PIT	8.650 8T	8.725 7	8.300 8T	9.100 11T	8.500 11T	8.200 17T	51.475 10
11	3507	Michael Serafidis	EKG	8.750 7	7.225 20	8.250 10T	8.500 19	8.600 10	9.800 2T	51.125 11
12	3510	Joshua Habjan	KNO	7.950 23	7.925 13	7.900 14	9.100 11T	8.100 16T	9.600 6	50.575 12
13	3526	Daniel Pincus	WLG	8.400 14T	6.875 26	8.300 8T	7.600 29	8.800 8	8.800 13T	48.775 13
14	3528	Chris Pincus	WLG	8.800 6	8.150 9	8.200 12	8.600 17T	8.500 11T	6.200 29	48.450 14
15	3502	Alistair Sneddon	EGC	8.550 11	6.925 25	6.800 25	9.400 6	7.800 21	8.800 13T	48.275 15
16	3524	Alexander Avramoski	PIT	8.200 18T	8.050 11	7.650 15	8.900 14	8.000 18T	7.400 22	48.200 16
17	3534	Ethan Bauzon	GYG	8.300 16	7.600 16	7.450 19	8.800 15T	7.700 22T	8.200 17T	48.050 17
18	3505	Julian Cosmelli	EKG	7.300 28	7.575 17	7.550 16	8.600 17T	8.300 14T	8.400 16	47.725 18
19	3522	Daniel Coulter	PIT	7.700 26	7.125 21T	7.150 23	7.500 30T	9.100 6	8.900 10T	47.475 19
20	3514	Tain Corless	KNO	7.850 24T	8.075 10	6.200 33	8.400 20T	7.000 30T	9.000 9	46.525 20
21	3500	William Postma	BTY	8.500 12	7.000 24	7.500 17T	7.400 32T	7.700 22T	7.500 20T	45.600 21
22	3530	Ewan McDonald	EHG	8.000 21T	7.350 19	6.600 30	9.200 9T	7.100 28T	6.000 30T	44.250 22
23	3529	Zachary Arnold	EHG	6.000 37	7.500 18	6.850 24	9.500 5	7.700 22T	6.400 28	43.950 23
24	3527	Joshua Pincus	WLG	7.000 32	7.625 15	8.000 13	7.100 34T	8.100 16T	5.800 32	43.625 24
25	3532	Lachlan Woodworth	EHG	7.350 27	6.850 27	6.700 26T	7.700 28	7.900 20	7.100 23T	43.600 25
26	3531	Cohen O'Reilly	EHG	8.250 17	7.125 21T	6.000 34	8.800 15T	7.500 26T	5.700 33	43.375 26

2015 MAG Trial 1 Level 2 - 6, 7U, 8U

Meet Results







Mar 28-29, 2015

Page: 2

Printed: 3/28/2015 10:45:53

Men / 30 / All Ages

Session: 1

Rank	Num	Name	Gym							AA
27	3521	Spencer Slocombe	MYC	6.900 33	6.325 33	5.900 35	9.300 7T	7.000 30T	7.500 20T	42.925 27
28	3533	Matthew Shambrook	EHG	8.150 20	6.525 30	6.700 26T	6.300 37	6.800 32T	8.100 19	42.575 28
29	3516	Seth Edbrooke	MYC	7.850 24T	6.550 29	7.300 20	7.400 32T	6.300 36	7.000 25T	42.400 29
30	3537	Guy Mehegan	EHG	7.050 30T	6.600 28	6.500 31T	8.400 20T	7.100 28T	6.700 27	42.350 30
31	3515	Thomas Hall	MYC	8.000 21T	6.375 32	7.250 21T	7.800 27	7.700 22T	5.000 36	42.125 31
32	3536	Liam O'Shea	GYG	6.150 36	6.200 34	7.250 21T	9.000 13	6.400 35	7.000 25T	42.000 32
33	3518	Ethan StAnge	MYC	8.200 18T	7.100 23	6.650 29	8.300 22	7.500 26T	3.000 37	40.750 33
34	3519	Jackson Findlay	MYC	6.700 34	6.450 31	5.600 37	7.100 34T	8.000 18T	5.400 34	39.250 34
35	3535	Elliott Gandarillas	GYG	7.050 30T	5.350 36	6.500 31T	7.500 30T	6.800 32T	6.000 30T	39.200 35
36	3517	Will McClintock	MYC	7.100 29	5.650 35	6.700 26T	7.900 25T	6.700 34	5.100 35	39.150 36
37	3520	Kobi Nugent	MYC	6.600 35	4.975 37	5.800 36	7.000 36	5.500 37	7.100 23T	36.975 37

2015 MAG Trial 1 Level 2 - 6, 7U, 8U

Meet Results

Mar 28-29, 2015







Page: 1

Printed: 3/28/2015 10:36:16

Men / 3U / All Ages

Session: 1

Judge's Signatures

Rank	Num	Name	Gym							AA
1	3010	Klodian Balashi	PIT	9.400 2	8.325 1	8.350 2	9.900 1	8.800 1	8.800 2	53.575 1
2	3002	Alexander Latanis	BTY	8.700 3T	7.900 3	7.500 4	9.700 2	7.900 7T	8.200 7	49.900 2
3	3005	Harrison Biggs	BTY	8.700 3T	8.000 2	8.250 3	7.700 6	8.100 4T	8.500 5T	49.250 3
4	3006	Jesse Horvat	BTY	8.300 5T	7.050 5	8.850 1	7.500 8	8.600 2	8.900 1	49.200 4
5	3011	Alexander Jones	EGC	9.600 1	7.375 4	6.300 9	7.800 5	8.200 3	8.500 5T	47.775 5
6	3004	Campbell McConnell	BTY	8.300 5T	6.875 6	6.700 6	7.400 9T	8.000 6	8.700 3	45.975 6
7	3003	Cameron Taylor	BTY	7.950 8	6.825 7	7.300 5	7.600 7	7.700 9	7.600 8	44.975 7
8	3008	Will Beadle	PIT	7.000 10	6.200 11	6.400 7T	8.500 4	8.100 4T	8.600 4	44.800 8
9	3009	Jim Bridgewater	PIT	6.750 11	6.600 9	5.700 11	9.500 3	7.900 7T	7.200 9	43.650 9
10	3001	Niklas Hyland	BAN	8.300 5T	6.800 8	6.150 10	7.400 9T	6.900 11	6.700 10	42.250 10
11	3007	Callum Rosetto	MYC	7.100 9	6.325 10	6.400 7T	7.000 11	7.100 10	6.000 11	39.925 11

2015 MAG Trial 1 Level 2 - 6, 7U, 8U

Meet Results

Mar 28-29, 2015

Page: 1

Printed: 3/29/2015 15:31:00

Men / 4O / All Ages

Session: 5

Judge's Signatures

Rank	Num	Name	Gym							AA
1	4528	Rian Sharp	KNO	8.950 4	8.600 3	9.100 2	9.600 5T	8.950 8	10.200 1	55.400 1
2	4521	Max Anderson	DOL	8.500 12T	8.250 7	9.150 1	10.000 1	9.000 7	9.550 5	54.450 2
3	4510	Curtis Lawrence	BTY	8.900 5	8.800 2	7.900 9T	9.700 4	9.050 4T	9.900 2	54.250 3
4	4515	Matthew Billing	CYC	9.100 1	7.500 17T	8.550 5	8.500 34	9.250 1T	9.750 3	52.650 4
5	4529	Timothy Wallace	KNO	8.600 9T	9.650 1	7.550 13	8.600 31T	8.700 12T	9.050 6T	52.150 5
6	4535	Matthew Bell	MYC	9.000 3	8.500 4	7.900 9T	9.300 11T	8.500 15	8.800 9T	52.000 6
7T	4532	Jai Paulsen	MYC	7.650 26T	8.300 5T	7.700 11	9.500 7T	8.750 11	8.550 14	50.450 7T
7T	4526	Nicholas Howard	EUR	7.750 24	8.000 10T	8.600 4	8.800 27T	9.050 4T	8.250 17	50.450 7T
9	4516	Dylan Clarke	CYC	8.000 21T	7.500 17T	8.300 6	9.000 21T	8.700 12T	8.700 11T	50.200 9
10T	4536	Jackson Findlay	MYC	8.700 6T	7.700 16	6.850 24	9.900 2	7.650 25	8.700 11T	49.500 10T
10T	4517	Jordan Letts	CYC	8.450 14	7.250 20	6.150 38	9.100 17T	8.850 9T	9.700 4	49.500 10T
12	4524	Bryce Geddes	EKG	8.550 11	7.900 12T	7.450 14	9.200 13T	9.100 3	7.000 37	49.200 12
13T	4520	James Porter	DOL	9.050 2	7.750 15	6.250 33T	9.400 9T	7.500 29	8.950 8	48.900 13T
13T	4525	Kristian Modica	EKG	7.250 28	7.500 17T	8.100 7	9.200 13T	8.850 9T	8.000 20T	48.900 13T
15	4549	Noah Bradley	GYG	8.050 19T	8.000 10T	6.100 39	9.500 7T	9.250 1T	7.850 25T	48.750 15
16	4530	Bradley Bruckner	KNO	8.050 19T	8.150 8	6.650 28T	9.200 13T	8.050 19	8.600 13	48.700 16
17	4539	Ethan Youssef	PIT	7.850 23	5.750 37	7.050 19	9.000 21T	9.050 4T	9.050 6T	47.750 17
18	4504	Anston Gonopoulos	BAN	6.450 37T	6.750 25T	7.950 8	9.100 17T	8.650 14	8.800 9T	47.700 18
19	4522	Sean Roe	EGC	8.100 17T	6.150 33T	7.650 12	9.600 5T	8.100 18	8.000 20T	47.600 19
20	4545	Ethan Hair	RES	8.100 17T	6.600 27T	7.250 16T	8.800 27T	8.400 16	7.800 27	46.950 20
21	4544	James Cooke	RES	8.700 6T	7.900 12T	6.250 33T	8.300 35	7.750 23	7.600 31T	46.500 21
22	4542	Mikah Mahal	PIT	8.700 6T	5.150 40T	6.400 31	9.800 3	8.200 17	8.000 20T	46.250 22
23	4540	Sasha Chehade	PIT	8.350 15	6.500 31	6.250 33T	8.800 27T	7.550 28	8.350 15T	45.800 23
24	4527	Kalle Govan	EUR	6.900 33T	7.000 24	7.150 18	9.100 17T	7.100 30	8.200 18	45.450 24
25T	4550	Jomar Schier	GYG	6.550 36	7.900 12T	6.950 21*	8.900 23*	8.000 20T	7.100 36	45.400 25T
25T	4512	Anthony Silk	BTY	7.650 26T	7.050 23	6.950 21*	8.900 23*	6.850 34	8.000 20T	45.400 25T

2015 MAG Trial 1 Level 2 - 6, 7U, 8U

Meet Results







Mar 28-29, 2015

Page: 2

Printed: 3/29/2015 15:31:00

Men / 40 / All Ages

Session: 5

Rank	Num	Name	Gym							AA
27	4541	Damon Cooper	PIT	8.000 21T	6.150 33T	7.350 15	8.600 31T	7.600 26T	7.600 31T	45.300 27
28	4514	Lachlan McConnell	BTY	6.350 39	8.300 5T	6.900 23	7.900 37	7.900 22	7.850 25T	45.200 28
29	4506	Ethan Guest	BAN	7.000 30T	6.600 27T	8.750 3	7.800 38T	6.950 31T	8.050 19	45.150 29
30	4519	Tyrone Llaguano	DOL	6.850 35	8.100 9	6.200 37	9.300 11T	6.000 40	8.350 15T	44.800 30
31	4505	Edward Dynes	BAN	6.450 37T	7.200 21T	7.000 20	8.900 23T	6.950 31T	7.750 28	44.250 31
32	4523	Michael Beech	EGC	7.000 30T	6.750 25T	7.250 16T	7.500 41T	8.000 20T	7.700 29	44.200 32
33	4538	Callum Watt	PIT	8.250 16	6.050 35	5.250 42	9.200 13T	7.600 26T	7.650 30	44.000 33
34	4534	Daniel Bourke	MYC	8.600 9T	6.200 32	6.350 32	7.700 40	6.700 35	7.900 24	43.450 34
35	4513	Logan Muller	BTY	7.700 25	6.550 29T	6.650 28T	9.400 9T	5.850 42	6.700 38	42.850 35
36	4502	Che McCarthy	BAL	7.050 29	5.150 40T	6.700 26T	8.700 30	7.700 24	7.150 35	42.450 36
37	4518	Dylan Rennie	CYC	6.900 33T	6.550 29T	6.750 25	8.100 36	6.900 33	7.200 34	42.400 37
38	4509	Patrick Dean	BTY	8.500 12T	5.900 36	4.300 43	8.900 23T	6.100 39	7.450 33	41.150 38
39	4503	Hayden Parkin	BAL	5.400 40	5.550 38	6.250 33T	8.600 31T	6.350 37	6.500 40	38.650 39
40	4548	Owen Hughes	EHG	7.000 30T	5.400 39	5.500 40T	7.800 38T	5.950 41	6.300 41	37.950 40
41	4501	Owen Connolly	BAL	5.000 41	4.600 42	5.500 40T	7.400 43	6.450 36	6.600 39	35.550 41
42	4500	Indie Griffith	BAL	4.000 42	3.700 43	6.650 28T	7.500 41T	3.650 43	6.200 42	31.700 42
43	4533	Thomas Bourke	MYC	0.000 43	7.200 21T	6.700 26T	9.100 17T	6.300 38	0.000 43	29.300 43

2015 MAG Trial 1 Level 2 - 6, 7U, 8U

Meet Results

Mar 28-29, 2015







Page: 1

Printed: 3/29/2015 10:45:18

Men / 4U / All Ages

Session: 4

Judge's Signatures

Rank	Num	Name	Gym							AA
1	4000	Will Waters	BAL	7.350 13	9.000 1	8.600 5	10.250 1	9.200 2	9.800 1	54.200 1
2	4008	Liam Browne	BTY	7.900 7	8.825 2	9.300 1	9.000 8	9.300 1	8.400 4T	52.725 2
3	4020	Torin Whitehead	BTY	7.600 11	8.325 3	9.200 2	8.650 13	8.400 4	8.400 4T	50.575 3
4	4016	Joseph Ikhtear	PIT	8.250 3	7.875 5	7.900 6T	8.500 15	7.600 11	9.000 2	49.125 4
5	4012	Anthony Simonelli	CYC	8.300 2	6.600 14	8.800 4	9.300 3	7.900 7T	7.100 14T	48.000 5
6	4013	Harry Edwards	CYC	7.050 14	8.250 4	6.400 16T	8.750 12	8.200 5	8.700 3	47.350 6
7	4010	Ezekiel Zukowski	CYC	7.650 9T	7.275 8T	9.000 3	9.150 6	6.200 19	7.600 8T	46.875 7
8	4019	Isaac Sullivan	PIT	7.650 9T	7.750 6	7.000 12T	8.400 16	8.000 6	7.400 11T	46.200 8
9	4001	Max Kelly	BAL	8.450 1	7.650 7	6.800 14T	8.100 17	7.800 9	7.300 13	46.100 9
10	4009	Braden Lawson	BTY	6.850 16T	7.075 12	7.400 9	9.050 7	8.600 3	7.100 14T	46.075 10
11	4006	Xavier Magnanini	BAL	7.950 6	7.275 8T	7.000 12T	9.200 5	6.600 16	7.800 7	45.825 11
12	4018	Kaine McGregor	PIT	6.700 18	7.000 13	7.500 8	7.900 18	7.700 10	8.000 6	44.800 12
13	4007	Kai Rogerson	BTY	6.200 19	7.225 11	7.900 6T	9.250 4	7.000 15	7.000 16T	44.575 13
14	4017	Marcus Akatos	PIT	7.400 12	7.275 8T	6.000 20	8.950 9T	7.900 7T	6.400 20	43.925 14
15	4011	Fynn Synnes	CYC	6.900 15	5.925 17	7.200 11	8.850 11	7.100 13T	7.400 11T	43.375 15
16	4021	Elliot Tay	CYC	7.750 8	6.150 16	7.300 10	8.550 14	6.300 18	6.800 18	42.850 16
17	4014	Xavier Gibson	CYC	8.100 4T	6.500 15	6.800 14T	7.300 21	7.300 12	6.600 19	42.600 17
18	4002	Nicholas Chan	BAL	8.100 4T	3.775 21	6.100 18T	8.950 9T	7.100 13T	7.500 10	41.525 18
19	4004	Hamish Bottrell	BAL	6.850 16T	4.775 19	6.400 16T	7.500 19	5.900 20	7.600 8T	39.025 19
20	4005	Miles Cole-Sinclair	BAL	4.700 21	5.075 18	6.100 18T	9.600 2	6.500 17	7.000 16T	38.975 20
21	4003	Eric Rechichi	BAL	5.200 20	4.700 20	4.800 21	7.350 20	5.800 21	6.000 21	33.850 21

2015 MAG Trial 1 Level 2 - 6, 7U, 8U

Meet Results

Mar 28-29, 2015

Page: 1

Printed: 3/28/2015 15:36:05

Men / 50 / All Ages

Session: 2

Judge's Signatures

Rank	Num	Name	Gym							AA
1	5516	Blake Ceola	BTY	8.900 12T	8.675 2	10.400 1	10.100 15T	10.000 1	9.600 1	57.675 1
2	5530	Flynn Cowan	HPC	9.400 7T	7.400 10	10.000 4	9.800 22T	9.900 2	9.400 3T	55.900 2
3	5528	Daniel Tohill	KNO	9.400 7T	7.550 7T	9.700 6T	10.300 10T	9.400 3	9.400 3T	55.750 3
4	5537	Anthony Cristiano	PIT	8.700 18	7.875 4	10.200 2	9.500 28T	8.950 7	9.500 2	54.725 4
5	5501	Lachlan Bowden	BAL	9.400 7T	8.075 3	8.700 18T	9.900 19T	9.350 4T	9.000 6	54.425 5
6	5519	Aidan Browne	EGC	9.800 1	7.000 13	10.100 3	10.300 10T	7.650 21	8.500 12T	53.350 6
7	5525	Dirk Arends	FCG	9.000 11	5.525 37	9.500 8T	10.400 8T	9.350 4T	9.400 3T	53.175 7
8	5543	Clancy Hehir	GYG	8.500 21T	8.825 1	9.500 8T	9.300 32	8.600 9	8.100 20T	52.825 8
9	5507	Rhys Nguyen	BAN	8.600 19T	5.625 35	9.900 5	10.700 1	9.100 6	8.100 20T	52.025 9
10	5515	Dartanyn Gilson	BTY	9.700 2	7.625 6	9.200 13	10.600 2T	7.800 17T	6.700 37T	51.625 10
11	5502	Jeremy Farmer	BAL	8.800 14T	7.550 7T	9.300 11T	9.000 35T	8.700 8	8.000 22T	51.350 11
12	5526	Vincent Pedersen	FCG	8.500 21T	6.275 25T	8.800 16T	10.500 5T	8.200 11T	8.600 9T	50.875 12
13	5518	Max Billington	CYC	9.600 3T	5.700 34	8.800 16T	10.600 2T	7.500 23	8.600 9T	50.800 13
14	5521	Benjamin Rampling	EGC	9.600 3T	6.925 15T	7.800 33T	10.000 17T	7.800 17T	8.400 14T	50.525 14
15	5523	Jaspa Crawford-Page	EKG	9.200 10	6.925 15T	8.300 24T	10.100 15T	7.250 30T	8.600 9T	50.375 15
16	5535	Callum Hura	MYC	8.800 14T	5.125 39	9.700 6T	10.500 5T	7.800 17T	8.300 16	50.225 16
17	5510	Scott Hansen	BTY	9.600 3T	6.825 19	8.100 30T	10.200 12T	7.250 30T	8.000 22T	49.975 17
18	5514	Cameron Twidale	BTY	8.800 14T	7.225 11	8.300 24T	9.800 22T	7.450 24	8.200 17T	49.775 18
19	5529	Jasper James	KNO	8.900 12T	7.100 12	8.700 18T	10.200 12T	6.800 34T	7.600 29T	49.300 19
20	5513	Akshaay Shankar	BTY	8.500 21T	6.425 24	8.200 27T	10.500 5T	7.300 28T	8.200 17T	49.125 20
21	5534	Willem Bockelmann	MYC	7.800 28	5.950 28	9.000 14	9.900 19T	8.100 13	8.200 17T	48.950 21
22	5500	Oscar Evans	BAL	8.000 26T	6.875 17	7.600 35T	10.200 12T	8.400 10	7.800 27T	48.875 22
23	5522	Riley Smith	EGC	7.300 30T	6.700 21T	8.100 30T	9.600 26T	8.050 14	8.700 7T	48.450 23
24T	5531	Hayden Marshall	MYC	6.800 37	5.200 38	9.500 8T	10.000 17T	7.600 22	8.700 7T	47.800 24T
24T	5509	William Dyall	BAN	8.600 19T	5.900 29T	8.300 24T	9.600 26T	7.900 15T	7.500 31T	47.800 24T
24T	5542	Paddy Heyward	GYG	7.200 34	6.700 21T	8.200 27T	9.500 28T	8.200 11T	8.000 22T	47.800 24T

2015 MAG Trial 1 Level 2 - 6, 7U, 8U

Meet Results







Mar 28-29, 2015

Page: 2

Printed: 3/28/2015 15:36:05

Men / 50 / All Ages

Session: 2

Rank	Num	Name	Gym							AA
27	5503	James Tyler	BAN	7.300 30T	5.775 32	8.500 23	10.600 2T	7.900 15T	7.500 31T	47.575 27
28	5520	Shaun DeMonte	EGC	8.800 14T	7.750 5	8.700 18T	9.700 24T	5.000 41	7.100 34	47.050 28
29	5527	Christian Pitsilos	FCG	8.000 26T	5.750 33	9.300 11T	9.400 30T	6.600 36T	7.900 25T	46.950 29
30	5524	Joshua Nadong	EKG	7.700 29	6.650 23	7.800 33T	8.600 39	7.200 32	8.500 12T	46.450 30
31	5532	Noah Cohen	MYC	6.900 36	6.850 18	8.000 32	8.700 38	7.350 27	8.400 14T	46.200 31
32	5517	Lockie Lugt	CYC	7.300 30T	6.150 27	8.900 15	9.900 19T	5.950 39	7.900 25T	46.100 32
33	5544	Eneko Fischer	GYG	9.500 6	4.250 41	8.600 22	10.400 8T	7.300 28T	6.000 40	46.050 33
34	5506	Patrick Kennedy	BAN	6.700 38T	6.275 25T	8.700 18T	8.400 40	7.750 20	7.800 27T	45.625 34
35	5533	Jasper Caulfield	MYC	8.300 24	6.975 14	8.200 27T	8.300 41	7.050 33	6.500 39	45.325 35
36	5508	Ryan Ohanian	BAN	8.100 25	5.550 36	7.000 39T	9.700 24T	7.400 25T	7.000 35	44.750 36
37	5541	Connor Senftleben	GYG	7.300 30T	7.525 9	6.600 41	9.100 33T	5.400 40	7.600 29T	43.525 37
38	5539	Bryton Dodds	SPC	6.300 41	5.825 31	7.500 37	9.400 30T	6.600 36T	7.500 31T	43.125 38
39	5540	Justin Fillisch	SPC	6.700 38T	5.900 29T	7.300 38	9.100 33T	6.300 38	6.700 37T	42.000 39
40	5538	Mason Donoghue	PIT	7.100 35	4.500 40	7.000 39T	9.000 35T	6.800 34T	6.900 36	41.300 40
41	5505	Liam Donhardt	BAN	6.400 40	6.800 20	7.600 35T	8.900 37	7.400 25T	3.700 41	40.800 41

2015 MAG Trial 1 Level 2 - 6, 7U, 8U

Meet Results

Mar 28-29, 2015







Page: 1

Printed: 3/28/2015 15:31:17

Men / 5U / All Ages

Session: 2

Judge's Signatures

Rank	Num	Name	Gym							AA
1	5006	Samuel Vagg	BTY	9.000 1	8.375 1	9.600 1	10.000 2	9.350 1	9.100 2	55.425 1
2	5000	Jack Kelly	BAL	8.900 2	7.400 3	8.100 4	9.900 3T	8.750 3	9.600 1	52.650 2
3	5003	Noah Davis	BTY	8.300 4	6.675 5	8.800 2T	10.600 1	8.300 4	8.800 3	51.475 3
4	5005	Ethan Gear	PIT	7.200 6	7.775 2	8.800 2T	9.900 3T	8.250 5	7.700 6	49.625 4
5	5004	Erion Balashi	PIT	8.600 3	6.325 6	6.900 7	9.600 5T	8.850 2	7.200 7	47.475 5
6	5002	Luke Mensink	BTY	8.000 5	6.850 4	7.300 6	9.600 5T	6.300 6	7.800 5	45.850 6
7	5001	Heath Citrine	BTY	7.100 7	5.525 7	7.800 5	9.400 7	6.200 7	8.000 4	44.025 7

2015 MAG Trial 1 Level 2 - 6, 7U, 8U

Meet Results

Mar 28-29, 2015







Page: 1

Printed: 3/29/2015 22:22:19

Men / 6O / All Ages

Session: 6

Judge's Signatures

Rank	Num	Name	Gym							AA
1	6512	Marcus Casamento	HPC	9.200 1	9.525 1	8.450 6	8.733 12	9.500 1	9.900 2	55.308 1
2	6506	Baciele Alyousef	DOL	8.750 4	9.025 2	8.750 3	9.000 7T	8.250 7	9.650 3	53.425 2
3	6503	Oscar Torii	CYC	9.100 2T	8.300 6	8.800 2	9.433 1	8.300 6	8.400 5	52.333 3
4	6513	Matthew Kapp	HPC	7.600 6	7.775 8	8.700 4	8.133 16	8.550 4	10.100 1	50.858 4
5	6508	Blake Loudon	EGC	8.700 5	6.900 12T	7.500 9	9.100 5	8.450 5	9.000 4	49.650 5
6	6502	Luke Kersey-Mason	CYC	7.150 9	7.550 10T	8.650 5	9.367 3	8.000 9	7.550 7	48.267 6
7	6509	Marcus Piscopo	EKG	5.500 11	7.575 9	9.150 1	8.933 9	8.150 8	7.250 8	46.558 7
8	6505	Joshua Adams	DOL	4.300 15	8.800 3T	7.850 8	8.834 10	8.850 2	6.300 10	44.934 8
9	6511	Joseph Zadirevich	HPC	9.100 2T	4.100 16	6.750 12	9.000 7T	7.050 12T	8.050 6	44.050 9
10	6507	Matthew Auger	DOL	7.400 8	7.825 7	6.450 14	9.400 2	7.750 10	5.150 12	43.975 10
11	6514	Sarki Chehade	PIT	5.150 13	8.325 5	6.900 11	8.833 11	8.650 3	5.900 11	43.758 11
12	6504	Toby Hore	DOL	7.500 7	6.900 12T	5.650 16	9.333 4	7.300 11	6.400 9	43.083 12
13	6500	Thomas Grant	BTY	4.500 14	8.800 3T	8.350 7	8.367 15	6.950 14	4.600 15	41.567 13
14	6517	Matthew Stevenson	EGC	6.300 10	6.050 15	6.700 13	8.400 14	6.400 15	4.900 13	38.750 14
15	6518	Samuel Minahan	BTY	5.400 12	7.550 10T	7.050 10	8.667 13	4.950 16	4.800 14	38.417 15
16	6515	Thomas Quinlan	PIT	3.650 16	6.200 14	5.750 15	9.067 6	7.050 12T	4.150 16	35.867 16

2015 MAG Trial 1 Open 7 & 8

Meet Results

Mar 28-29, 2015







Page: 1

Printed: 3/28/2015 22:42:10

Men / 70 / All Ages

Session: 3

Judge's Signatures

Rank	Num	Name	Gym							AA
1	7527	Liam Cuttriss	EHG	Diff: 4.400	3.400	3.000	3.100	3.500	1.900	
				Exec: 9.050	7.750	8.200	8.600	8.500	8.700	
				ND: _____	_____	_____	_____	_____	_____	
				Final: 13.450	11.150	11.200	11.700	12.000	10.600	70.100
				Place: 1	1	12	2T	8	12	1
2	7524	Jay Rosenzweig	WLG	Diff: 3.700	2.500	2.500	2.000	3.600	2.000	
				Exec: 7.600	8.300	9.500	9.250	9.350	8.850	
				ND: _____	_____	_____	_____	_____	_____	
				Final: 11.300	10.800	12.000	11.250	12.950	10.850	69.150
				Place: 18	3	2	7*	1T	5	2
3	7526	Harry Fortune	WLG	Diff: 4.100	1.500	2.800	2.000	3.400	2.600	
				Exec: 8.900	6.600	9.350	8.950	9.350	9.200	
				ND: _____	_____	_____	_____	_____	_____	
				Final: 13.000	8.100	12.150	10.950	12.750	11.800	68.750
				Place: 3	16	1	13	3	1	3
4	7525	Asher Ginsberg	WLG	Diff: 4.100	1.500	2.100	2.000	3.400	2.100	
				Exec: 9.150	7.450	9.650	8.900	9.000	8.450	
				ND: _____	_____	_____	_____	_____	_____	
				Final: 13.250	8.950	11.750	10.900	12.400	10.550	67.800
				Place: 2	10T	4T	14*	5	13T	4
5	7517	Christian Magaldi	HPC	Diff: 3.600	2.600	2.600	2.000	4.000	2.500	
				Exec: 8.100	8.100	7.350	8.650	8.950	8.900	
				ND: _____	_____	_____	_____	_____	_____	
				Final: 11.700	10.700	9.950	10.650	12.950	11.400	67.350
				Place: 13T	4	23	24*	1T	2	5
6	7508	Ricky Mukumi	BAN	Diff: 3.700	2.000	2.400	2.000	3.500	2.300	
				Exec: 8.750	6.300	9.500	9.250	8.950	8.500	
				ND: _____	_____	_____	_____	_____	_____	
				Final: 12.450	8.300	11.900	11.250	12.450	10.800	67.150
				Place: 4	14	3	7*	4	6*	6
7	7519	Liam Wilson	PIT	Diff: 3.300	2.700	2.100	3.100	2.900	2.400	
				Exec: 8.250	7.200	8.950	9.000	8.400	8.500	
				ND: _____	_____	_____	_____	_____	_____	
				Final: 11.550	9.900	11.050	12.100	11.300	10.900	66.800
				Place: 16	6	14	1	15	3T	7
8	7516	Simon Lim	EGC	Diff: 2.500	2.600	2.000	2.000	3.400	2.400	
				Exec: 8.550	8.250	9.400	8.650	8.700	8.300	
				ND: _____	_____	_____	_____	_____	_____	
				Final: 11.050	10.850	11.400	10.650	12.100	10.700	66.750
				Place: 20	2	11	24*	7	10	8
9	7515	Myles Carew	EGC	Diff: 3.400	2.600	2.000	2.000	2.800	2.400	
				Exec: 8.850	8.050	8.800	8.900	8.600	8.150	
				ND: _____	_____	_____	_____	_____	_____	
				Final: 12.250	10.650	10.800	10.900	11.400	10.550	66.550
				Place: 6	5	17	14*	13	13T	9
10	7523	Oliver Bergman	WLG	Diff: 3.600	2.000	2.100	2.000	3.100	2.100	
				Exec: 8.750	7.150	9.350	9.500	9.050	7.500	
				ND: _____	_____	_____	_____	_____	_____	
				Final: 12.350	9.150	11.450	11.500	12.150	9.600	66.200
				Place: 5	9	10	4T	6	20	10

2015 MAG Trial 1 Open 7 & 8

Meet Results







Mar 28-29, 2015

Page: 2

Printed: 3/28/2015 22:42:10

Men / 70 / All Ages







Session: 3

Rank	Num	Name	Gym							AA
11	7518	Kieran Connolly	HPC	Diff: 4.100	2.500	2.600	2.000	2.100	2.000	
				Exec: 7.250	7.050	8.900	9.700	8.100	8.800	
				ND:	
				Final: 11.350	9.550	11.500	11.700	10.200	10.800	65.100
				Place: 17	7	8T	2T	19	6T	11
12	7511	Ben McIntosh	BTY	Diff: 3.100	2.500	2.000	2.000	3.000	2.300	
				Exec: 8.500	6.450	9.500	8.700	7.950	8.500	
				ND:	
				Final: 11.600	8.950	11.500	10.700	10.950	10.800	64.500
				Place: 15	10T	8T	22T	16T	6T	12
13	7509	Nicholas Gooden	BTY	Diff: 3.100	1.500	2.200	2.000	2.900	1.900	
				Exec: 8.750	6.550	9.500	9.000	8.650	7.950	
				ND:	
				Final: 11.850	8.050	11.700	11.000	11.550	9.850	64.000
				Place: 8T	17	6	12	11T	19	13
14	7513	Callum Smith	BTY	Diff: 3.100	1.500	2.000	2.000	2.900	2.300	
				Exec: 8.650	7.000	8.950	8.500	8.450	8.600	
				ND:	
				Final: 11.750	8.500	10.950	10.500	11.350	10.900	63.950
				Place: 10T	13	15	28	14	3T	14
15	7502	Ciaran Cotter	BAN	Diff: 3.300	2.000	2.100	2.000	2.500	1.800	
				Exec: 8.500	5.000	9.050	8.650	7.800	8.850	
				ND: -0.100	
				Final: 11.700	7.000	11.150	10.650	10.300	10.650	61.450
				Place: 13T	23	13	24T	18	11	15
16	7500	Nathan Chan	BAL	Diff: 2.700	2.500	2.100	2.000	2.500	1.300	
				Exec: 9.050	5.650	8.450	8.900	7.650	9.200	
				ND:	-1.500	
				Final: 11.750	8.150	10.550	10.900	10.150	9.000	60.500
				Place: 10T	15	21	14*	20	24	16
17	7514	Jack Dawson	CYC	Diff: 2.700	1.300	2.200	2.000	3.100	2.300	
				Exec: 7.600	6.650	8.400	9.150	7.850	8.500	
				ND: -0.100	-1.500	
				Final: 10.200	6.450	10.600	11.150	10.950	10.800	60.150
				Place: 24	28	19T	9T	16T	6*	17
18T	7505	Liam Hoo	BAN	Diff: 3.300	2.000	2.100	2.000	0.900	1.800	
				Exec: 8.550	4.750	9.450	8.750	8.650	9.150	
				ND:	-1.500	
				Final: 11.850	6.750	11.550	10.750	9.550	9.450	59.900
				Place: 8T	25T	7	21	22	21	18T
18T	7504	James Ryan	BAN	Diff: 3.400	2.000	2.400	2.000	3.300	2.500	
				Exec: 7.800	5.250	7.900	7.650	8.300	7.400	
				ND:	
				Final: 11.200	7.250	10.300	9.650	11.600	9.900	59.900
				Place: 19	19T	22	30	10	18	18T
20	7521	Livio Czarny	WLG	Diff: 2.800	1.000	2.000	2.000	2.800	1.300	
				Exec: 8.950	9.300	7.600	8.900	6.600	8.900	
				ND: .	-1.400	.	.	.	-1.500	
				Final: 11.750	8.900	9.600	10.900	9.400	8.700	59.250
				Place: 10T	12	25	14*	23	26	20

2015 MAG Trial 1 Open 7 & 8

Meet Results

Mar 28-29, 2015

Rank	Num	Name	Gym							AA
21	7531	Sam Lindeman	GYG	Diff: 3.500	2.100	2.300	2.000	2.400	2.500	
				Exec: 6.250	7.200	8.350	9.300	5.450	8.000	
				ND: _____	_____	_____	_____	-1.500	_____	
				Final: 9.750	9.300	10.650	11.300	6.350	10.500	57.850
				Place: 26	8	18	6	29	15	21
22T	7507	Oti Fatouros	BAN	Diff: 2.700	2.000	2.000	2.000	0.900	1.200	
				Exec: 7.650	4.750	8.900	9.100	8.900	8.450	
				ND: _____	_____	_____	_____	_____	-1.500	
				Final: 10.350	6.750	10.900	11.100	9.800	8.150	57.050
				Place: 23	25T	16	11	21	28	22T
22T	7520	Carson Dodds	SPC	Diff: 2.100	1.600	2.300	2.000	0.900	1.800	
				Exec: 8.750	5.600	7.250	8.800	7.550	8.400	
				ND: _____	_____	_____	_____	_____	_____	
				Final: 10.850	7.200	9.550	10.800	8.450	10.200	57.050
				Place: 21	22	26T	19*	26	16	22T
24	7501	Harley Grech	BAL	Diff: 2.200	1.000	2.000	2.000	2.700	1.200	
				Exec: 8.400	8.000	8.600	8.800	6.550	8.200	
				ND: _____	-1.200	_____	_____	_____	-1.500	
				Final: 10.600	7.800	10.600	10.800	9.250	7.900	56.950
				Place: 22	18	19T	19*	24	30	24
25	7528	Robbe Deleu	EHG	Diff: 3.300	1.600	2.100	2.000	2.500	1.500	
				Exec: 8.650	5.250	7.450	8.900	5.200	7.550	
				ND: _____	_____	_____	_____	_____	_____	
				Final: 11.950	6.850	9.550	10.900	7.700	9.050	56.000
				Place: 7	24	26T	14*	27	23	25
26	7530	Braden Hammond	GYG	Diff: 1.900	1.400	2.200	2.000	2.900	1.700	
				Exec: 8.600	5.850	6.950	8.550	5.650	7.800	
				ND: -1.500	_____	_____	_____	_____	-1.500	
				Final: 9.000	7.250	9.150	10.550	8.550	8.000	52.500
				Place: 28	19T	28T	27	25	29	26
27	7529	Jameson O'Reilly	EHG	Diff: 1.900	1.300	2.200	2.100	2.500	2.100	
				Exec: 8.650	5.200	7.550	9.400	4.500	6.250	
				ND: -1.500	_____	_____	_____	_____	_____	
				Final: 9.050	6.500	9.750	11.500	7.000	8.350	52.150
				Place: 27	27	24	4T	28	27	27
28	7503	Jack Goulding	BAN	Diff: 0.000	2.000	1.400	2.000	3.000	2.300	
				Exec: 0.000	5.250	9.250	8.300	8.550	7.850	
				ND: _____	_____	-1.500	_____	_____	_____	
				Final: 0.000	7.250	9.150	10.300	11.550	10.150	48.400
				Place: 29*	19T	28T	29	11T	17	28
29	7522	Finn Coomber	WLG	Diff: 2.800	1.000	0.600	2.000	1.800	1.300	
				Exec: 7.200	5.450	8.000	8.700	5.900	9.150	
				ND: _____	-1.300	-1.500	_____	-1.500	-1.500	
				Final: 10.000	5.150	7.100	10.700	6.200	8.950	48.100
				Place: 25	29	30	22T	30	25	29
30	7510	Tyler Lee	BTY	Diff: 0.000	0.000	2.600	3.100	2.900	2.200	
				Exec: 0.000	0.000	9.150	8.050	8.750	7.150	
				ND: _____	_____	_____	_____	_____	_____	
				Final: 0.000	0.000	11.750	11.150	11.650	9.350	43.900
				Place: 29*	30*	4T	9T	9	22	30

2015 MAG Trial 1 Level 2 - 6, 7U, 8U

Meet Results

Mar 28-29, 2015







Page: 1

Printed: 3/28/2015 22:41:38

Men / 7U / All Ages

Session: 3

Judge's Signatures

Rank	Num	Name	Gym							AA
1	7012	Conor McGillivray	HPC	10.000 1T	9.975 1	10.500 1	9.700 1	9.450 2	9.900 1	59.525 1
2	7011	William Haines	HPC	8.200 8T	8.225 4	10.350 2	9.450 3	10.250 1	8.800 4	55.275 2
3	7010	Luke Mott	HPC	10.000 1T	8.925 2	10.300 3	8.550 16	8.900 3	7.900 5	54.575 3
4	7001	Bo Danelutti	BAL	8.200 8T	7.525 7	9.700 4	9.050 9	8.100 10T	9.250 2	51.825 4
5	7004	Jordan Fitzsimons	BTY	9.050 3	7.850 6	8.150 11	9.300 6	8.200 8	9.100 3	51.650 5
6	7015	Julian Preiato	PIT	8.500 5	7.475 8	9.600 5	9.350 5	8.500 4	7.600 6	51.025 6
7	7000	Jack Robertson	BAL	8.000 10	8.700 3	8.650 8	9.150 8	8.400 5T	6.950 11	49.850 7
8	7009	James Dimitrakopoulos	CYC	8.700 4	6.075 13	7.750 14	8.700 13T	8.100 10T	7.500 7	46.825 8
9	7014	Jordan Ambrosio	PIT	8.350 7	6.975 10	7.450 15	9.000 10	8.250 7	6.450 12	46.475 9
10	7006	Theodore Tsang	BTY	7.700 11	6.775 11	8.600 9	9.250 7	6.850 14	7.250 9	46.425 10
11	7013	Sandy Hardiman	HPC	7.150 14	7.050 9	9.250 6	8.700 13T	8.400 5T	5.850 14	46.400 11
12	7003	Samuel Jackson	BAL	8.400 6	5.975 15	7.950 13	9.400 4	6.500 15	7.300 8	45.525 12
13	7005	Blake Ryan	BTY	5.350 16	8.125 5	9.050 7	8.950 11T	8.150 9	5.800 15	45.425 13
14	7008	Adam Persic	CYC	7.650 12	6.025 14	8.550 10	9.600 2	7.100 13	6.000 13	44.925 14
15	7002	Thomas Kelly	BAL	6.000 15	6.525 12	8.100 12	8.650 15	6.350 16	7.050 10	42.675 15
16	7016	Adam Bainbridge	PIT	7.450 13	5.250 16	6.500 16	8.950 11T	7.600 12	4.350 16	40.100 16

2015 MAG Trial 1 Open 7 & 8

Meet Results

Mar 28-29, 2015







Page: 1

Printed: 3/29/2015 22:01:32

Men / 80 / All Ages

Session: 6

Judge's Signatures

Rank	Num	Name	Gym							AA
1	8504	Talby Dove	DOL	Diff: 5.100	4.200	3.800	3.900	3.700	3.200	
				Exec: 8.250	7.900	7.550	9.467	4.700	8.700	
				ND: _____	_____	_____	_____	_____	_____	
				Final: 13.350	12.100	11.350	13.367	8.400	11.900	70.467
				Place: 2	2	5T	1	17	1	1
2	8517	Nick Silagy	WLG	Diff: 4.400	3.100	3.700	3.900	3.700	1.900	
				Exec: 8.900	6.050	7.800	9.133	9.000	8.800	
				ND: -0.100	_____	_____	_____	_____	_____	
				Final: 13.200	9.150	11.500	13.033	12.700	10.700	70.283
				Place: 4	13	2T	2	1	4	2
3	8515	Ellis Gradasccevic	WLG	Diff: 4.400	3.000	4.200	2.800	3.400	1.800	
				Exec: 9.000	7.250	8.200	8.933	8.850	7.850	
				ND: _____	_____	_____	_____	_____	_____	
				Final: 13.400	10.250	12.400	11.733	12.250	9.650	69.683
				Place: 1	7	1	7	2T	12T	3
4	8501	William Whitehead	BTY	Diff: 4.400	3.300	2.200	2.000	3.500	2.000	
				Exec: 8.850	8.350	7.100	9.533	8.100	8.500	
				ND: _____	_____	_____	_____	_____	_____	
				Final: 13.250	11.650	9.300	11.533	11.600	10.500	67.833
				Place: 3	3	17	11	10T	5T	4
5	8507	James Dunn	EGC	Diff: 3.800	3.000	2.300	3.000	3.200	2.100	
				Exec: 9.400	7.950	9.050	8.800	8.450	6.850	
				ND: -0.100	_____	_____	_____	_____	_____	
				Final: 13.100	10.950	11.350	11.800	11.650	8.950	67.800
				Place: 5	5	5T	6	9	15	5
6T	8512	Ethan McCormack	HPC	Diff: 4.900	2.900	2.300	3.000	3.600	2.900	
				Exec: 7.750	5.700	9.200	9.133	7.300	8.350	
				ND: _____	_____	_____	_____	_____	_____	
				Final: 12.650	8.600	11.500	12.133	10.900	11.250	67.033
				Place: 7T	15	2T	3	16	2	6T
6T	8502	Kyle Hurlstone	CYC	Diff: 4.300	3.100	2.400	2.800	3.400	2.200	
				Exec: 8.250	8.000	7.450	9.033	8.100	8.000	
				ND: _____	_____	_____	_____	_____	_____	
				Final: 12.550	11.100	9.850	11.833	11.500	10.200	67.033
				Place: 10T	4	16	5	12T	8T	6T
8	8519	Paul Wiwatowski	WLG	Diff: 3.900	2.900	1.900	2.000	2.900	2.500	
				Exec: 8.550	7.200	9.350	9.067	8.350	8.000	
				ND: _____	_____	_____	_____	_____	_____	
				Final: 12.450	10.100	11.250	11.067	11.250	10.500	66.617
				Place: 13T	8	8	15T	14	5T	8
9	8506	Max Collett	EGC	Diff: 2.900	3.700	2.000	2.000	3.100	1.200	
				Exec: 8.800	8.650	8.800	9.333	8.850	8.600	
				ND: _____	_____	_____	_____	_____	-1.500	
				Final: 11.700	12.350	10.800	11.333	11.950	8.300	66.433
				Place: 16	1	11	12	6	17	9
10	8503	Chris Grantos	CYC	Diff: 4.400	3.100	3.200	3.900	3.300	2.200	
				Exec: 8.400	6.450	7.800	8.000	8.200	7.450	
				ND: _____	_____	_____	_____	_____	_____	
				Final: 12.800	9.550	11.000	11.900	11.500	9.650	66.400
				Place: 6	11	9	4	12T	12T	10

2015 MAG Trial 1 Open 7 & 8

Meet Results







Mar 28-29, 2015

Page: 2

Printed: 3/29/2015 22:01:32

Men / 80 / All Ages

Session: 6

Rank	Num	Name	Gym							AA
11	8511	Kain Fracalossi	HPC	Diff: 3.400	3.000	2.000	2.000	2.900	2.300	
				Exec: 7.450	7.000	8.450	9.300	9.000	8.100	
				ND: _____	_____	_____	_____	_____	_____	
				Final: 10.850	10.000	10.450	11.300	11.900	10.400	64.900
				Place: 18	9	13	13	7T	7	11
12	8518	Alexander Gullan	WLG	Diff: 3.400	2.500	3.200	2.000	3.200	2.500	
				Exec: 9.100	7.100	8.150	8.833	8.700	7.600	
				ND: _____	-1.500	_____	_____	_____	_____	
				Final: 12.500	8.100	11.350	10.833	11.900	10.100	64.783
				Place: 12	16	5T	18	7T	11	12
13	8509	Scott Young	EGC	Diff: 3.400	2.900	2.100	2.800	3.000	2.600	
				Exec: 9.000	7.400	8.100	8.800	8.600	7.550	
				ND: _____	_____	-1.500	_____	_____	_____	
				Final: 12.400	10.300	8.700	11.600	11.600	10.150	64.750
				Place: 15	6	18	10	10T	10	13
14	8505	Luke Zellner	EGC	Diff: 3.800	3.100	2.100	3.000	3.200	2.100	
				Exec: 6.500	6.200	8.850	8.067	9.050	7.300	
				ND: _____	_____	_____	_____	_____	_____	
				Final: 10.300	9.300	10.950	11.067	12.250	9.400	63.267
				Place: 19	12	10	15T	2T	14	14
15	8516	Curtis Miller	WLG	Diff: 4.600	2.900	2.200	2.100	3.000	1.300	
				Exec: 8.000	6.950	7.400	9.567	9.150	8.750	
				ND: _____	_____	-1.500	_____	_____	-1.500	
				Final: 12.600	9.850	8.100	11.667	12.150	8.550	62.917
				Place: 9	10	19	9	4T	16	15
16	8508	Tobias Thomas	EGC	Diff: 3.400	3.000	1.900	2.000	2.900	1.900	
				Exec: 9.250	6.000	8.150	9.233	8.150	5.750	
				ND: _____	_____	_____	_____	_____	_____	
				Final: 12.650	9.000	10.050	11.233	11.050	7.650	61.633
				Place: 7T	14	14	14	15	18	16
17	8514	Ryan Morrow	NAT	Diff: 4.000	1.600	1.900	3.900	3.300	1.600	
				Exec: 7.600	5.850	8.100	7.800	8.850	8.600	
				ND: _____	-1.500	_____	_____	_____	_____	
				Final: 11.600	5.950	10.000	11.700	12.150	10.200	61.600
				Place: 17	18	15	8	4T	8T	17
18	8513	Drew Aggenback	HPC	Diff: 4.600	2.900	2.400	3.000	2.000	2.100	
				Exec: 7.850	4.600	9.050	7.900	7.800	8.850	
				ND: _____	_____	_____	_____	-1.500	_____	
				Final: 12.450	7.500	11.450	10.900	8.300	10.950	61.550
				Place: 13T	17	4	17	18	3	18
19	8520	Tom Weatherly	WLG	Diff: 4.600	0.000	2.200	2.000	0.000	0.000	
				Exec: 8.050	0.000	8.400	8.067	0.000	0.000	
				ND: -0.100	_____	_____	_____	_____	_____	
				Final: 12.550	0.000	10.600	10.067	0.000	0.000	33.217
				Place: 10T	19	12	19	19	19	19

2015 MAG Trial 1 Level 2 - 6, 7U, 8U

Meet Results







Mar 28-29, 2015

Page: 1
Printed: 3/29/2015 22:00:56

Men / 8U / All Ages

Session: 6

Judge's Signatures

Rank	Num	Name	Gym							AA
1	8000	Kynan Whitehead	BTY	8.700 2	9.350 1	7.000 3	9.367 3	8.100 1	8.950 1	51.467 1
2	8001	Thomas Salomon	BTY	9.000 1	8.100 2	7.450 1	9.634 1	7.050 2T	8.700 2	49.934 2
3	8002	Joshua Walker	DOL	8.650 3	7.200 3	7.100 2	8.800 4	6.500 4	6.200 3	44.450 3
4	8003	Benjamin Lammardo	EGC	0.000 4	4.650 4	6.900 4	9.500 2	7.050 2T	0.000 4	28.100 4