

Competition Results

Women's Gymnastics

State Team Trial 1

International Levels

10th - 11th April 2015

WAG HPC



Gymnastics
Victoria
Events

www.gymnasticsvictoria.org.au







State Team Trial 2

Meet Results

Apr 10-11, 2015

Page: 1
 Printed: 4/13/2015 5:16:11 PM
 Women / 17 / All Ages
 Session: 3
 Judge's Signatures





Rank	Num	Name	Gym					AA
1	703	Lara Wittey	HPC	Diff: 6.000 Exec: 9.300 ND: Final: 15.300 Place: 3*	6.000 8.300 14.300 2	6.000 8.700 14.700 2*	6.000 8.250 14.250 6	58.550 1
2T	701	Cate Mccashin	HPC	Diff: 6.000 Exec: 9.300 ND: Final: 15.300 Place: 3*	6.000 6.550 12.550 8	6.000 8.800 14.800 1	6.000 9.050 15.050 1	57.700 2T
2T	700	Phoenix Goodwin	HPC	Diff: 6.000 Exec: 9.250 ND: Final: 15.250 Place: 5	6.000 7.800 13.800 3*	6.000 8.700 14.700 2*	6.000 7.950 13.950 7	57.700 2T
4	704	Jaime Lampard	HPC	Diff: 6.000 Exec: 9.350 ND: Final: 15.350 Place: 2	6.000 7.800 13.800 3*	5.700 8.300 14.000 7T	6.000 8.450 14.450 5	57.600 4
5	708	Tahlia Danelutti	BAL	Diff: 6.000 Exec: 9.200 ND: Final: 15.200 Place: 6*	6.000 8.650 14.650 1	5.700 7.800 13.500 11	6.000 7.200 13.200 11	56.550 5
6	706	Rose Blackhall	GYG	Diff: 6.000 Exec: 9.150 ND: Final: 15.150 Place: 8*	6.000 6.800 12.800 7	6.000 8.000 14.000 7T	6.000 8.550 14.550 4	56.500 6
7	707	Lhonegan Foxman	GYG	Diff: 6.000 Exec: 9.500 ND: Final: 15.500 Place: 1	5.400 6.600 12.000 9	5.700 8.100 13.800 9	6.000 8.300 14.600 3	55.900 7
8	709	Fleur Owen	BAL	Diff: 6.000 Exec: 9.100 ND: Final: 15.100 Place: 10	6.000 6.850 12.850 6	6.000 8.100 14.100 6	6.000 7.800 13.800 9	55.850 8
9	702	Natasha Ranca	HPC	Diff: 6.000 Exec: 9.200 ND: Final: 15.200 Place: 6*	6.000 7.350 13.350 5	5.700 8.550 14.250 4	6.000 7.000 13.000 12	55.800 9
10	710	Sienna Voulanas	WGC	Diff: 6.000 Exec: 9.150 ND: Final: 15.150 Place: 8*	4.800 7.050 10.850 10	6.000 7.600 13.600 10	6.000 7.850 13.850 8	53.450 10

State Team Trial 2

Meet Results

Apr 10-11, 2015

Page: 2
 Printed: 4/13/2015 5:16:11 PM
 Women / 17 / All Ages
 Session: 3





Rank	Num	Name	Gym					AA
11	712	Abigayle Huang	WGC	Diff: 6.000	4.800	5.400	6.000	
				Exec: 9.050	6.400	8.950	7.650	
				ND: _____	-1.000	-1.000	_____	
				Final: <u>15.050</u>	<u>10.200</u>	<u>13.350</u>	<u>13.650</u>	52.250
				Place: 11	11	12	10	11
12	711	Zoe Nitsiopoulos	WGC	Diff: 6.000	0.000	6.000	6.000	
				Exec: 8.450	0.000	8.200	8.650	
				ND: _____	_____	_____	_____	
				Final: <u>14.450</u>	<u>0.000</u>	<u>14.200</u>	<u>14.650</u>	43.300
				Place: 12	12	5	2	12

State Team Trial 2

Meet Results

Apr 10-11, 2015

Page: 1
 Printed: 4/13/2015 5:16:00 PM
 Women / 18 / All Ages
 Session: 1
 Judge's Signatures





Rank	Num	Name	Gym					AA
1	811	Sarsha Hughes	WGC	Diff: 6.000	6.000	6.000	6.000	
				Exec: 8.850	8.900	8.550	8.150	
				ND: _____	_____	-0.100	0.300	
				Final: 14.850	14.900	14.450	14.450	58.650
				Place: 9	1	1	2	1
2	810	Meisie Bakhach	WGC	Diff: 6.000	6.000	6.000	6.000	
				Exec: 9.000	8.450	8.250	8.750	
				ND: _____	_____	-0.100	_____	
				Final: 15.000	14.450	14.150	14.750	58.350
				Place: 5	3	2	1	2
3	814	Elyssia Kenshole	BAL	Diff: 6.000	6.000	6.000	6.000	
				Exec: 9.150	8.150	7.450	7.400	
				ND: _____	_____	_____	_____	
				Final: 15.150	14.150	13.450	13.400	56.150
				Place: 3*	4	6	11	3
4	812	Mirianna Perkins	GYG	Diff: 6.000	6.000	6.000	6.000	
				Exec: 8.550	7.350	7.400	7.950	
				ND: _____	_____	_____	0.300	
				Final: 14.550	13.350	13.400	14.250	55.550
				Place: 12*	9	7	3	4
5	809	Emily Weir	WGC	Diff: 6.000	6.000	6.000	6.000	
				Exec: 8.650	8.800	6.400	7.450	
				ND: _____	_____	_____	_____	
				Final: 14.650	14.800	12.400	13.450	55.300
				Place: 10	2	10	10	5
6	803	Mia Robinson	HPC	Diff: 6.000	6.000	6.000	6.000	
				Exec: 8.600	7.300	7.700	7.550	
				ND: _____	_____	_____	_____	
				Final: 14.600	13.300	13.700	13.550	55.150
				Place: 11	10	5	9	6
7	805	Sophie Hunter	HPC	Diff: 6.000	6.000	6.000	5.400	
				Exec: 8.450	7.800	8.000	7.300	
				ND: _____	_____	_____	_____	
				Final: 14.450	13.800	14.000	12.700	54.950
				Place: 14*	7	3	15	7
8	815	Natasjia Voulanas	WGC	Diff: 6.000	6.000	5.400	6.000	
				Exec: 9.250	7.850	6.450	7.950	
				ND: _____	_____	_____	_____	
				Final: 15.250	13.850	11.850	13.950	54.900
				Place: 1	5*	16	4	8
9	808	Kiersten Hashimoto-Kougia	HPC	Diff: 6.000	5.400	6.000	6.000	
				Exec: 9.200	7.500	7.900	7.800	
				ND: _____	-1.000	_____	_____	
				Final: 15.200	11.900	13.900	13.800	54.800
				Place: 2	13	4	6	9
10	807	Porscha Rotty	HPC	Diff: 6.000	5.400	6.000	6.000	
				Exec: 9.150	7.950	6.900	7.900	
				ND: _____	-1.000	-0.100	_____	
				Final: 15.150	12.350	12.800	13.900	54.200
				Place: 3*	11	9	5	10

State Team Trial 2

Meet Results

Apr 10-11, 2015

Page: 2
 Printed: 4/13/2015 5:16:00 PM
 Women / 18 / All Ages
 Session: 1





Rank	Num	Name	Gym					AA
11	804	Harper Waring	HPC	Diff: 6.000 Exec: 8.950 ND: _____ Final: 14.950 Place: 6	6.000 7.850 _____ 13.850 5*	5.400 6.500 _____ 11.900 15	5.400 7.850 _____ 13.250 12	53.950 11
12	801	Emma McDiarmid	MLC	Diff: 6.000 Exec: 8.450 ND: _____ Final: 14.450 Place: 14*	6.000 7.500 _____ 13.500 8	6.000 6.200 _____ 12.200 12	5.400 8.000 0.300 13.700 7	53.850 12
13	802	Lisa-Nadine Tan	MLC	Diff: 6.000 Exec: 8.150 ND: _____ Final: 14.150 Place: 16	5.400 6.450 _____ 11.850 14	6.000 6.950 -0.100 12.850 8	5.400 7.950 0.300 13.650 8	52.500 13
14	806	Amelia Whiston	HPC	Diff: 6.000 Exec: 8.900 ND: _____ Final: 14.900 Place: 7*	6.000 6.150 _____ 12.150 12	5.700 6.550 _____ 12.250 11	5.700 7.150 0.300 13.150 13	52.450 14
15	800	Annabella Geraghty	BAL	Diff: 6.000 Exec: 8.550 ND: _____ Final: 14.550 Place: 12*	5.400 6.250 -1.000 10.650 15	5.400 6.550 _____ 11.950 13T	5.400 7.500 _____ 12.900 14	50.050 15
16	813	Mila Blyth	GYG	Diff: 6.000 Exec: 8.900 ND: _____ Final: 14.900 Place: 7*	4.800 6.100 -1.000 9.900 16	6.000 5.950 _____ 11.950 13T	5.700 6.900 _____ 12.600 16	49.350 16
17*	834	Szeting Parry	WGC	Diff: _____ Exec: _____ ND: _____ Final: _____ Place: 17*	_____ _____ _____ _____ 17*	_____ _____ _____ _____ 17*	_____ _____ _____ _____ 17*	0.000 17*
17*	816	Mia Batchelor	GYG	Diff: _____ Exec: _____ ND: _____ Final: _____ Place: 17*	_____ _____ _____ _____ 17*	_____ _____ _____ _____ 17*	_____ _____ _____ _____ 17*	0.000 17*

State Team Trial 2

Meet Results

Apr 10-11, 2015

Page: 1
 Printed: 4/13/2015 5:16:13 PM
 Women / 18 / All Ages
 Session: 3
 Judge's Signatures





Rank	Num	Name	Gym					AA
1	827	Meisie Bakhach	WGC	Diff: 6.000 Exec: 8.850 ND: _____ Final: 14.850 Place: 11*	6.000 8.850 _____ 14.850 1	6.000 9.100 _____ 16.100 1	6.000 9.250 _____ 15.250 1	61.050 1
2	828	Sarsha Hughes	WGC	Diff: 6.000 Exec: 9.300 ND: _____ Final: 15.300 Place: 2*	6.000 7.900 _____ 13.900 3	6.000 9.000 _____ 15.000 2	6.000 8.400 _____ 14.400 5T	58.600 2
3	826	Emily Weir	WGC	Diff: 6.000 Exec: 9.050 ND: _____ Final: 15.050 Place: 8*	6.000 8.300 _____ 14.300 2	6.000 8.100 _____ 14.100 8	5.400 8.000 _____ 13.400 13	56.850 3
4	832	Natasjia Voulanas	WGC	Diff: 6.000 Exec: 9.250 ND: _____ Final: 15.250 Place: 4*	6.000 6.650 _____ 12.650 10	6.000 8.350 _____ 14.350 6	6.000 8.350 _____ 14.350 7	56.600 4
5	822	Sophie Hunter	HPC	Diff: 6.000 Exec: 8.700 ND: _____ Final: 14.700 Place: 13	6.000 7.650 _____ 13.650 4	6.000 7.800 _____ 13.800 10	6.000 8.200 _____ 14.200 9	56.350 5
6	821	Harper Waring	HPC	Diff: 6.000 Exec: 9.000 ND: _____ Final: 15.000 Place: 10	6.000 6.950 _____ 12.950 7	6.000 8.200 _____ 14.200 7	6.000 7.950 _____ 13.950 10	56.100 6
7	831	Elyssia Kenshole	BAL	Diff: 6.000 Exec: 9.500 ND: _____ Final: 15.500 Place: 1	6.000 6.800 _____ 12.800 8	6.000 7.700 _____ 13.700 11	5.400 8.100 _____ 13.500 12	55.500 7
8	818	Emma McDiarmid	MLC	Diff: 6.000 Exec: 8.600 ND: _____ Final: 14.600 Place: 14*	6.000 7.400 _____ 13.400 6	6.000 6.550 _____ 12.550 14	6.000 8.250 _____ 0.300 14.550 3	55.100 8
9	819	Lisa-Nadine Tan	MLC	Diff: 6.000 Exec: 8.500 ND: _____ Final: 14.500 Place: 16	5.400 5.700 _____ 11.100 12	6.000 7.950 _____ 14.950 3	5.400 8.700 _____ 0.300 14.400 5T	54.950 9
10	825	Kiersten Hashimoto-Kougia	HPC	Diff: 6.000 Exec: 9.100 ND: _____ Final: 15.100 Place: 7	5.400 6.150 _____ -1.000 10.550 14	6.000 8.900 _____ 14.900 4	6.000 8.250 _____ 14.250 8	54.800 10

State Team Trial 2

Meet Results

Apr 10-11, 2015

Page: 2
 Printed: 4/13/2015 5:16:13 PM
 Women / 18 / All Ages
 Session: 3





Rank	Num	Name	Gym					AA
11	829	Mirianna Perkins	GYG	Diff: 6.000 Exec: 9.150 ND: _____ Final: 15.150 Place: 6	6.000 6.750 _____ 12.750 9	6.000 6.050 _____ 12.050 15	6.000 8.200 _____ 14.800 2	54.750 11
12	823	Amelia Whiston	HPC	Diff: 6.000 Exec: 8.850 ND: _____ Final: 14.850 Place: 11*	6.000 7.550 _____ 13.550 5	6.000 7.100 _____ 13.100 12	5.700 7.150 _____ 12.850 14	54.350 12
13	820	Mia Robinson	HPC	Diff: 6.000 Exec: 8.600 ND: _____ Final: 14.600 Place: 14*	6.000 5.750 _____ 11.750 11	6.000 8.400 _____ 14.400 5	5.400 7.850 _____ 13.550 11	54.300 13
14	824	Porscha Rotty	HPC	Diff: 6.000 Exec: 9.050 ND: _____ Final: 15.050 Place: 8*	5.400 6.300 -1.000 10.700 13	6.000 8.000 _____ 14.000 9	6.000 8.450 _____ 14.450 4	54.200 14
15	830	Mila Blyth	GYG	Diff: 6.000 Exec: 9.250 ND: _____ Final: 15.250 Place: 4*	4.800 5.450 -1.000 9.250 16	6.000 7.050 _____ 13.050 13	5.100 7.400 _____ 12.800 15	50.350 15
16	817	Annabella Geraghty	BAL	Diff: 6.000 Exec: 9.300 ND: _____ Final: 15.300 Place: 2*	5.400 6.100 -1.000 10.500 15	0.000 0.000 _____ 0.000 16	0.000 0.000 _____ 0.000 16	25.800 16

State Team Trial 2

Meet Results

Apr 10-11, 2015

Page: 1
 Printed: 4/13/2015 5:16:04 PM
 Women / 19 / All Ages
 Session: 1
 Judge's Signatures





Rank	Num	Name	Gym					AA
1	905	Romi Brown	WGC	Diff: 6.000 Exec: 8.950 ND: _____ Final: 14.950 Place: 1	6.000 8.200 _____ 14.200 1	6.000 8.000 _____ 14.000 4	6.000 8.300 _____ 14.300 2	57.450 1
2	902	Rebekah Chen	WGC	Diff: 6.000 Exec: 8.550 ND: _____ Final: 14.550 Place: 3	6.000 5.800 _____ 11.800 7	6.000 8.900 _____ 14.900 1	6.000 8.700 0.600 15.300 1	56.550 2
3	900	Abby King	HPC	Diff: 6.000 Exec: 8.400 ND: _____ Final: 14.400 Place: 4	6.000 7.400 _____ 13.400 3	6.000 8.700 _____ 14.700 3	5.400 8.250 _____ 13.650 3	56.150 3
4	906	Mia Banks	WGC	Diff: 5.000 Exec: 7.350 ND: _____ Final: 12.350 Place: 7	6.000 7.650 _____ 13.650 2	6.000 8.750 _____ 14.750 2	5.400 8.000 _____ 13.400 4	54.150 4
5	903	Ella Hughes	WGC	Diff: 6.000 Exec: 8.850 ND: _____ Final: 14.850 Place: 2	6.000 7.350 _____ 13.350 4	6.000 7.600 _____ 13.600 5	4.800 6.950 _____ 11.750 7	53.550 5
6	904	Ruby Honrado	WGC	Diff: 4.000 Exec: 8.450 ND: _____ Final: 12.450 Place: 6	6.000 6.900 _____ 12.900 5	6.000 7.200 _____ 13.200 6	4.800 7.200 _____ 12.000 6	50.550 6
7	901	Amanda Cordiero	WGC	Diff: 4.000 Exec: 8.650 ND: _____ Final: 12.650 Place: 5	6.000 6.100 _____ 12.100 6	5.400 7.400 -0.100 12.700 7	5.400 7.300 0.300 13.000 5	50.450 7

State Team Trial 2

Meet Results

Apr 10-11, 2015

Page: 1
 Printed: 4/13/2015 5:16:14 PM
 Women / 19 / All Ages
 Session: 3
 Judge's Signatures





Rank	Num	Name	Gym					AA
1	9022	Romi Brown	WGC	Diff: 7.000 Exec: 9.300 ND: _____ Final: 16.300 Place: 1	6.000 8.500 1.200 15.700 1	6.000 8.300 0.400 14.700 3	6.000 8.900 0.800 15.700 1	62.400 1
2	9017	Abby King	HPC	Diff: 7.000 Exec: 8.850 ND: _____ Final: 15.850 Place: 3	6.000 6.750 _____ 12.750 5	6.000 7.300 3.300 16.600 1	6.000 8.150 0.500 14.650 3T	59.850 2
3	9019	Rebekah Chen	WGC	Diff: 6.800 Exec: 9.400 ND: _____ Final: 16.200 Place: 2	6.000 4.000 _____ 10.000 6	6.000 8.200 2.300 16.500 2	5.400 8.350 0.900 14.650 3T	57.350 3
4T	9020	Ella Hughes	WGC	Diff: 7.000 Exec: 8.150 ND: _____ Final: 15.150 Place: 4	6.000 6.900 _____ 12.900 4	6.000 8.500 _____ 14.500 6	6.000 8.250 0.300 14.550 5	57.100 4T
4T	9023	Mia Banks	WGC	Diff: 6.000 Exec: 8.600 ND: _____ Final: 14.600 Place: 5	6.000 7.200 _____ 13.200 2*	6.000 8.600 _____ 14.600 4	6.000 8.400 0.300 14.700 2	57.100 4T
6	9018	Amanda Cordiero	WGC	Diff: 3.600 Exec: 8.750 ND: _____ Final: 12.350 Place: 7	6.000 7.200 _____ 13.200 2*	6.000 8.250 0.300 14.550 5	5.400 7.150 0.300 12.850 7	52.950 6
7	9021	Ruby Honrado	WGC	Diff: 3.600 Exec: 8.800 ND: _____ Final: 12.400 Place: 6	5.400 3.050 _____ 8.450 7	6.000 7.750 _____ 13.750 7	5.400 7.850 0.300 13.550 6	48.150 7

State Team Trial 2

Meet Results

Apr 10-11, 2015

Page: 1
 Printed: 4/13/2015 5:16:05 PM
 Women / I1 / All Ages
 Session: 2
 Judge's Signatures





Rank	Num	Name	Gym					AA
1	207	Natalie (Nina) Phan	WGC	Diff: 4.000 Exec: 8.800 ND: _____ Final: 12.800 Place: 5	4.500 6.300 3.000 13.800 1	5.100 8.300 _____ 13.400 2	4.500 8.000 _____ 12.500 2	52.500 1
2	208	Sarah Melsom	WGC	Diff: 4.400 Exec: 8.850 ND: _____ Final: 13.250 Place: 2	3.400 5.833 1.000 10.233 4	4.800 7.650 1.000 13.450 1	4.200 7.500 _____ 11.700 5	48.633 2
3	209	Caitlyn Montgomery	WGC	Diff: 4.000 Exec: 8.400 ND: _____ Final: 12.400 Place: 6	3.300 8.433 1.000 12.733 2	3.900 7.750 _____ 11.650 4	3.800 7.600 _____ 11.400 7	48.183 3
4	201	Eadie Rawson	HPC	Diff: 4.000 Exec: 8.900 ND: _____ Final: 12.900 Place: 4	3.100 7.966 _____ 11.066 3	3.800 7.150 _____ 10.950 5	4.300 7.900 _____ 12.200 4	47.116 4
5	206	Elly Bayes	HPC	Diff: 4.000 Exec: 9.100 ND: _____ Final: 13.100 Place: 3	3.300 6.866 _____ 10.166 5	4.400 5.700 _____ 10.100 7	4.700 8.450 _____ 13.150 1	46.516 5
6	203	Macy Pegoli	HPC	Diff: 4.400 Exec: 9.300 ND: _____ Final: 13.700 Place: 1	3.000 4.833 _____ 7.833 8	3.700 8.150 _____ 11.850 3	4.400 7.250 _____ 11.650 6	45.033 6
7	205	Miranda Delaney	HPC	Diff: 4.000 Exec: 8.000 ND: _____ Final: 12.000 Place: 7	3.000 6.200 _____ 9.200 7	4.000 6.650 _____ 10.650 6	4.400 8.000 _____ 12.400 3	44.250 7
8	200	Hannah Triantafillis	BAL	Diff: 0.000 Exec: 0.000 ND: _____ Final: 0.000 Place: 8	2.400 7.166 _____ 9.566 6	0.000 0.000 _____ 0.000 8	0.000 0.000 _____ 0.000 8	9.566 8

State Team Trial 2

Meet Results

Apr 10-11, 2015

Page: 1
 Printed: 4/13/2015 5:16:08 PM
 Women / JR / All Ages
 Session: 2
 Judge's Signatures





Rank	Num	Name	Gym					AA
1	305	Charleis Kingston-White	HPC	Diff: 4.400 Exec: 9.100 ND: Final: 13.500 Place: 3	4.000 4.666 8.666 8.666 4	5.000 8.050 13.050 13.050 1	4.300 8.200 12.500 12.500 1	47.716 1
2	304	Jade Vella-Wright	WGC	Diff: 4.200 Exec: 8.950 ND: Final: 13.150 Place: 4	3.900 6.733 10.633 10.633 3	4.700 4.700 9.400 9.400 4	4.500 7.250 11.750 11.750 2	44.933 2
3	303	Emily Whitehead	WGC	Diff: 5.000 Exec: 8.750 ND: Final: 13.750 Place: 2	5.600 7.366 12.966 12.966 1	5.300 7.250 12.550 12.550 2	0.000 0.000 0.000 0.000 3*	39.266 3
4	300	Talia Folino	WGC	Diff: 5.000 Exec: 8.900 ND: Final: 13.900 Place: 1	5.100 6.300 11.400 11.400 2	5.300 7.150 12.450 12.450 3	0.000 0.000 0.000 0.000 3*	37.750 4

State Team Trial 2

Meet Results

Apr 10-11, 2015

Page: 1
 Printed: 4/13/2015 5:16:09 PM
 Women / SR / All Ages
 Session: 2
 Judge's Signatures

Rank	Num	Name	Gym					AA
1	101	Grace Flood	HPC	Diff: 4.400 Exec: 9.100 ND: _____ Final: 13.500 Place: 5	5.300 7.600 _____ 12.900 1	4.500 8.100 _____ 12.600 2	4.200 7.850 _____ 12.050 3	51.050 1
2	105	Madelaine Leydin	HPC	Diff: 5.300 Exec: 8.150 ND: _____ Final: 13.450 Place: 6	5.800 6.333 _____ 12.133 3	5.500 7.050 _____ 12.550 3	5.100 7.600 _____ 12.700 2	50.833 2
3	109	Erin Modaro	HPC	Diff: 5.000 Exec: 8.950 ND: _____ Final: 13.950 Place: 2	4.000 6.366 _____ 10.366 6	4.100 8.050 _____ 12.150 5	3.300 5.900 _____ 9.200 7	45.666 3
4	102	Alexandra Eade	HPC	Diff: 5.000 Exec: 9.150 ND: _____ Final: 14.150 Place: 1	0.000 0.000 _____ 0.000 7*	5.800 7.750 _____ 13.550 1	5.100 8.200 _____ 13.000 1	40.700 4
5	108	Eliza Freeman	WGC	Diff: 5.000 Exec: 8.550 ND: _____ Final: 13.550 Place: 4	4.900 7.066 _____ 11.966 4	5.700 6.650 -1.000 11.350 6	0.000 0.000 _____ 0.000 8*	36.866 5
6	103	Aimee Warnock	HPC	Diff: 0.000 Exec: 0.000 ND: _____ Final: 0.000 Place: 7*	4.200 7.133 _____ 11.333 5	5.400 7.100 _____ 12.500 4	5.200 5.450 _____ 10.650 5	34.483 6
7	106	Zoe Lorenzin	HPC	Diff: 5.000 Exec: 8.650 ND: _____ Final: 13.650 Place: 3	0.000 0.000 _____ 0.000 7*	0.000 0.000 _____ 0.000 8*	5.300 6.600 _____ 11.600 4	25.250 7
8	100	Amie Martin	DOL	Diff: 0.000 Exec: 0.000 ND: _____ Final: 0.000 Place: 7*	0.000 0.000 _____ 0.000 7*	4.800 4.250 -0.500 8.550 7	4.400 5.550 _____ 9.950 6	18.500 8
9	104	Mary-Anne Monckton	HPC	Diff: 0.000 Exec: 0.000 ND: _____ Final: 0.000 Place: 7*	5.300 7.366 _____ 12.666 2	0.000 0.000 _____ 0.000 8*	0.000 0.000 _____ 0.000 8*	12.666 9