

# Competition Results

## Women's Gymnastics

### State Team Trial 1

International Levels

27<sup>th</sup> – 28<sup>th</sup> March 2015

WAG HPC



**Gymnastics**  
Victoria  
**Events**

[www.gymnasticsvictoria.org.au](http://www.gymnasticsvictoria.org.au)



# State Trial 1 2015

## Meet Results





Mar 27-29, 2015

Page: 1  
Printed: 3/28/2015 3:33 PM

Women / 17 / All Ages

Session: 3

Judge's Signatures

Rank	Num	Name	Gym						Spare	AA
1	701	Cate Mccashin	HPC	Diff: 6.000	6.000	6.000	5.700	6.000	—	
				Exec: 9.400	8.550	8.750	9.150	—	—	
				ND: —	—	—	—	—	—	
				Final: 15.400	14.550	14.450	<b>15.150</b>	—	—	<b>59.550</b>
				Place: 2T	2	2	<b>1</b>	0*		<b>1</b>
2	704	Jaime Lampard	HPC	Diff: 6.000	6.000	6.000	6.000	6.000	—	
				Exec: 9.100	8.450	8.650	8.450	—	—	
				ND: —	—	—	—	—	—	
				Final: 15.100	14.450	<b>14.650</b>	14.450	—	—	58.650
				Place: 9	4	<b>1</b>	2*	0*		2
3	709	Fleur Owen	BAL	Diff: 6.000	6.000	6.000	6.000	6.000	—	
				Exec: 9.250	8.400	8.400	7.800	—	—	
				ND: —	—	—	—	—	—	
				Final: 15.250	14.400	14.400	13.800	—	—	57.850
				Place: 6	5	3	6T	0*		3
4	703	Lara Wittey	HPC	Diff: 6.000	6.000	6.000	6.000	6.000	—	
				Exec: 9.150	8.300	7.900	8.400	—	—	
				ND: —	—	—	—	—	—	
				Final: 15.150	14.300	13.900	14.400	—	—	57.750
				Place: 8	6	5T	4	0*		4
5	706	Rose Blackhall	GYG	Diff: 6.000	6.000	6.000	5.400	5.400	—	
				Exec: 9.350	8.500	7.900	8.500	—	—	
				ND: —	—	—	—	—	—	
				Final: 15.350	14.500	13.900	13.900	—	—	57.650
				Place: 4	3	5T	5	0*		5
6	708	Tahlia Danelutti	BAL	Diff: 6.000	6.000	6.000	6.000	6.000	—	
				Exec: 9.200	8.650	7.750	7.500	—	—	
				ND: —	—	—	0.300	—	—	
				Final: 15.200	<b>14.650</b>	13.750	13.800	—	—	57.400
				Place: 7	<b>1</b>	7	6T	0*		6
7	700	Phoenix Goodwin	HPC	Diff: 6.000	6.000	5.700	6.000	6.000	—	
				Exec: 9.400	8.250	7.450	8.450	—	—	
				ND: —	—	—	—	—	—	
				Final: 15.400	14.250	13.150	14.450	—	—	57.250
				Place: 2T	7	8	2*	0*		7
8	707	Lhonegan Foxman	GYG	Diff: 6.000	6.000	6.000	5.400	5.400	—	
				Exec: 9.600	7.800	8.200	7.850	—	—	
				ND: —	—	-0.100	0.300	—	—	
				Final: <b>15.600</b>	13.800	14.100	13.550	—	—	57.050
				Place: <b>1</b>	8	4	8	0*		8
9	702	Natasha Ranca	HPC	Diff: 6.000	6.000	6.000	6.000	6.000	—	
				Exec: 9.300	7.250	6.850	7.150	—	—	
				ND: —	—	—	—	—	—	
				Final: 15.300	13.250	12.850	13.150	—	—	54.550
				Place: 5	9	9	9	0*		9
10	705	Mia Batchelor	GYG	Diff: —	—	—	—	—	—	
				Exec: —	—	—	—	—	—	
				ND: —	—	—	—	—	—	
				Final: —	—	—	—	—	—	0.000
				Place: 10	10	10	10	0*		10

# State Trial 1 2015

## Meet Results





Mar 27-29, 2015

Page: 1  
Printed: 3/27/2015 7:52:31 PM

Women / 18 / All Ages

Session: 1

Judge's Signatures





Rank	Num	Name	Gym						Spare	AA
1	810	Meisie Bakhach	WGC	Diff:	6.000	6.000	5.700	6.000	—	
				Exec:	8.850	8.650	8.150	9.100	—	
				ND:	—	—	-0.100	—	—	
				Final:	14.850	<b>14.650</b>	13.750	<b>15.100</b>	—	<b>58.350</b>
				Place:	5	<b>1</b>	3	<b>1</b>	0*	<b>1</b>
2	811	Sarsha Hughes	WGC	Diff:	6.000	6.000	6.000	6.000	—	
				Exec:	8.700	8.150	8.050	8.750	—	
				ND:	—	—	—	—	—	
				Final:	14.700	14.150	<b>14.050</b>	14.750	—	57.650
				Place:	8*	3	<b>1T</b>	2	0*	2
3	815	Natasjia Voulanas	WGC	Diff:	6.000	6.000	5.700	6.000	—	
				Exec:	9.300	7.900	6.450	7.850	—	
				ND:	—	—	—	—	—	
				Final:	15.300	13.900	12.150	13.850	—	55.200
				Place:	3	4	11	6	0*	3
4	804	Harper Waring	HPC	Diff:	6.000	6.000	5.400	6.000	—	
				Exec:	9.350	7.250	6.700	8.100	—	
				ND:	—	—	—	—	—	
				Final:	15.350	13.250	12.100	14.100	—	54.800
				Place:	2	7	12	3	0*	4
5	809	Emily Weir	WGC	Diff:	6.000	6.000	5.700	5.400	—	
				Exec:	8.800	8.350	7.200	7.250	—	
				ND:	—	—	—	—	—	
				Final:	14.800	14.350	12.900	12.650	—	54.700
				Place:	6	2	7	14T	0*	5
6	803	Mia Robinson	HPC	Diff:	6.000	6.000	6.000	6.000	—	
				Exec:	8.450	6.700	7.650	7.350	—	
				ND:	—	—	—	—	—	
				Final:	14.450	12.700	13.650	13.350	—	54.150
				Place:	13T	10	5	8	0*	6
7T	814	Elyssia Kenshole	BAL	Diff:	6.000	6.000	5.700	6.000	—	
				Exec:	9.550	7.300	6.700	6.500	—	
				ND:	—	—	—	0.300	—	
				Final:	<b>15.550</b>	13.300	12.400	12.800	—	54.050
				Place:	<b>1</b>	6	10	13	0*	7T
7T	812	Mirianna Perkins	GYG	Diff:	6.000	6.000	5.400	6.000	—	
				Exec:	8.550	7.000	7.200	7.700	—	
				ND:	—	—	-0.100	0.300	—	
				Final:	14.550	13.000	12.500	14.000	—	54.050
				Place:	10T	8	9	4	0*	7T
7T	805	Sophie Hunter	HPC	Diff:	6.000	6.000	5.700	5.700	—	
				Exec:	8.450	7.650	6.950	7.600	—	
				ND:	—	—	—	—	—	
				Final:	14.450	13.650	12.650	13.300	—	54.050
				Place:	13T	5	8	9T	0*	7T
10	808	Kiersten Hashimoto-Kougia	HPC	Diff:	6.000	5.400	6.000	5.700	—	
				Exec:	8.500	7.700	7.700	7.600	—	
				ND:	—	-1.000	—	—	—	
				Final:	14.500	12.100	13.700	13.300	—	53.600
				Place:	12	12	4	9T	0*	10
11	802	Lisa-Nadine Tan	MLC	Diff:	6.000	5.400	5.700	5.400	—	
				Exec:	8.150	6.550	7.450	7.550	—	
				ND:	—	-1.000	0.900	—	—	
				Final:	14.150	10.950	<b>14.050</b>	12.950	—	52.100
				Place:	15	14	<b>1T</b>	12	0*	11

# State Trial 1 2015

## Meet Results

Mar 27-29, 2015

Women / I8 / All Ages  
Session: 1

Rank	Num	Name	Gym						Spare	AA
12	806	Amelia Whiston	HPC	Diff: 6.000	6.000	6.000	5.700	5.100	—	
				Exec: 8.750	6.950	5.300	7.150	—	—	
				ND: —	—	-0.100	—	—	—	
				Final: 14.750	12.950	10.900	12.250	—	—	50.850
				Place: 7	9	14	16	—	0*	12
13	800	Annabella Geraghty	BAL	Diff: 6.000	6.000	5.100	5.400	—	—	
				Exec: 8.550	6.650	4.600	8.200	—	—	
				ND: —	—	-0.100	0.300	—	—	
				Final: 14.550	12.650	9.600	13.900	—	—	50.700
				Place: 10T	11	16	5	—	0*	13
14	807	Porscha Rotty	HPC	Diff: 6.000	4.800	6.000	6.000	—	—	
				Exec: 9.100	5.500	7.400	7.300	—	—	
				ND: —	-2.000	-0.100	—	—	—	
				Final: 15.100	8.300	13.300	13.300	—	—	50.000
				Place: 4	15	6	9T	—	0*	14
15	801	Emma McDiarmid	MLC	Diff: 6.000	6.000	5.100	6.000	—	—	
				Exec: 7.350	5.900	7.000	7.400	—	—	
				ND: —	—	-1.100	—	—	—	
				Final: 13.350	11.900	11.000	13.400	—	—	49.650
				Place: 16	13	13	7	—	0*	15
16	813	Mila Blyth	GYG	Diff: 6.000	3.600	5.400	5.700	—	—	
				Exec: 8.700	5.950	5.500	6.950	—	—	
				ND: —	-4.000	-0.100	—	—	—	
				Final: 14.700	5.550	10.800	12.650	—	—	43.700
				Place: 8*	16	15	14T	—	0*	16
17	816	Mia Batchelor	GYG	Diff: —	—	—	—	—	—	
				Exec: —	—	—	—	—	—	
				ND: —	—	—	—	—	—	
				Final: —	—	—	—	—	—	0.000
				Place: 17	17	17	17	—	0*	17

# State Trial 1 2015

## Meet Results





Mar 27-29, 2015

Page: 1  
Printed: 3/27/2015 7:53:37 PM

Women / I9 / All Ages

Session: 1

Judge's Signatures

Rank	Num	Name	Gym						Spare	AA
1	900	Abby King	HPC	Diff: 6.000	6.000	6.000	6.000	6.000	—	
				Exec: 8.450	7.550	7.350	8.000	—	—	
				ND: —	—	—	—	—	—	
				Final: 14.450	13.550	13.350	14.000	—	—	<b>55.350</b>
				Place: 2	2	6	3	—	0*	<b>1</b>
2	905	Romi Brown	WGC	Diff: 4.000	6.000	6.000	6.000	6.000	—	
				Exec: 8.050	7.900	8.700	8.400	—	—	
				ND: —	—	-0.100	0.300	—	—	
				Final: 12.050	<b>13.900</b>	14.600	14.700	—	—	55.250
				Place: 6	<b>1</b>	3T	2	—	0*	2
3	902	Rebekah Chen	WGC	Diff: 6.000	6.000	6.000	6.000	6.000	—	
				Exec: 8.050	4.800	9.000	8.700	—	—	
				ND: —	—	—	0.300	—	—	
				Final: 14.050	10.800	<b>15.000</b>	<b>15.000</b>	—	—	54.850
				Place: 3	6	<b>1</b>	<b>1</b>	—	0*	3
4	903	Ella Hughes	WGC	Diff: 6.000	5.400	6.000	4.800	—	—	
				Exec: 8.850	6.100	8.750	7.750	—	—	
				ND: —	—	—	0.300	—	—	
				Final: <b>14.850</b>	11.500	14.750	12.850	—	—	53.950
				Place: <b>1</b>	4T	2	5	—	0*	4
5	906	Mia Banks	WGC	Diff: 5.000	5.400	5.700	5.400	—	—	
				Exec: 8.550	7.100	8.900	8.200	—	—	
				ND: —	-1.000	—	0.300	—	—	
				Final: 13.550	11.500	14.600	13.900	—	—	53.550
				Place: 4	4T	3T	4	—	0*	5
6	901	Amanda Cordiero	WGC	Diff: 4.000	6.000	5.700	4.200	—	—	
				Exec: 8.350	6.850	6.400	6.850	—	—	
				ND: —	—	0.200	0.300	—	—	
				Final: 12.350	12.850	12.300	11.350	—	—	48.850
				Place: 5	3	7	6	—	0*	6
7	904	Ruby Honrado	WGC	Diff: 4.000	5.400	6.000	4.800	—	—	
				Exec: 7.550	5.350	7.750	6.500	—	—	
				ND: —	—	—	—	—	—	
				Final: 11.550	10.750	13.750	11.300	—	—	47.350
				Place: 7	7	5	7	—	0*	7

# State Trial 1 2015

## Meet Results





Mar 27-29, 2015

Page: 1  
Printed: 3/28/2015 3:33 PM

Women / 18 / All Ages

Session: 1

Judge's Signatures





Rank	Num	Name	Gym						Spare	AA
1	810	Meisie Bakhach	WGC	Diff:	6.000	6.000	5.700	6.000	—	
				Exec:	9.300	8.950	8.000	8.750	—	
				ND:	—	—	-0.100	—	—	
				Final:	15.300	<b>14.950</b>	13.600	14.750	—	<b>58.600</b>
				Place:	2	<b>1</b>	5	2	0*	<b>1</b>
2	805	Sophie Hunter	HPC	Diff:	6.000	6.000	6.000	6.000	—	
				Exec:	8.900	8.000	7.750	8.550	—	
				ND:	—	—	—	—	—	
				Final:	14.900	14.000	13.750	14.550	—	57.200
				Place:	8*	6	3	5	0*	2
3	804	Harper Waring	HPC	Diff:	6.000	6.000	5.400	6.000	—	
				Exec:	9.200	7.800	6.900	8.900	—	
				ND:	—	—	-0.100	—	—	
				Final:	15.200	13.800	12.200	<b>14.900</b>	—	56.100
				Place:	4T	7	10	<b>1</b>	0*	3
4	807	Porscha Rotty	HPC	Diff:	6.000	5.400	6.000	6.000	—	
				Exec:	8.900	8.200	7.750	8.700	—	
				ND:	—	-1.000	-0.100	—	—	
				Final:	14.900	12.600	13.650	14.700	—	55.850
				Place:	8T	12	4	3	0*	4
5	802	Lisa-Nadine Tan	MLC	Diff:	6.000	5.400	6.000	5.400	—	
				Exec:	8.000	8.450	8.300	8.200	—	
				ND:	—	-1.000	1.000	—	—	
				Final:	14.000	12.850	<b>15.300</b>	13.600	—	55.750
				Place:	15	11	<b>1</b>	8	0*	5
6	803	Mia Robinson	HPC	Diff:	6.000	6.000	6.000	5.400	—	
				Exec:	8.600	7.150	7.850	8.150	—	
				ND:	—	—	—	—	—	
				Final:	14.600	13.150	13.850	13.550	—	55.150
				Place:	13	9	2	9	0*	6
7	801	Emma McDiarmid	MLC	Diff:	6.000	6.000	5.100	6.000	—	
				Exec:	8.900	8.700	7.200	8.100	—	
				ND:	—	—	-1.100	—	—	
				Final:	14.900	14.700	11.200	14.100	—	54.900
				Place:	8*	3	14	6	0*	7
8	806	Amelia Whiston	HPC	Diff:	6.000	6.000	5.700	5.700	—	
				Exec:	8.800	8.750	6.250	7.650	—	
				ND:	—	—	-0.100	—	—	
				Final:	14.800	14.750	11.850	13.350	—	54.750
				Place:	11	2	11	11	0*	8
9	811	Sarsha Hughes	WGC	Diff:	6.000	4.800	5.400	6.000	—	
				Exec:	9.200	7.350	7.300	8.300	—	
				ND:	—	—	—	0.300	—	
				Final:	15.200	12.150	12.700	14.600	—	54.650
				Place:	4T	14	8	4	0*	9
10	808	Kiersten Hashimoto-Kougia	HPC	Diff:	6.000	5.400	5.700	5.400	—	
				Exec:	8.500	8.150	7.600	8.550	—	
				ND:	—	-1.000	—	—	—	
				Final:	14.500	12.550	13.300	13.950	—	54.300
				Place:	14	13	7	7	0*	10
11	814	Elyssia Kenshole	BAL	Diff:	6.000	6.000	5.700	5.400	—	
				Exec:	9.250	8.150	5.550	8.000	—	
				ND:	—	—	-0.100	—	—	
				Final:	15.250	14.150	11.150	13.400	—	53.950
				Place:	3	4	15	10	0*	11

# State Trial 1 2015

## Meet Results

Mar 27-29, 2015

Women / 18 / All Ages  
Session: 1

Rank	Num	Name	Gym						Spare	AA
12	812	Mirianna Perkins	GYG	Diff: 6.000	6.000	5.400	6.000	6.000	—	
				Exec: 8.650	7.000	7.100	7.200	—	—	
				ND: —	—	-0.100	—	—	—	
				Final: 14.650	13.000	12.400	13.200	—	—	53.250
				Place: 12	10	9	12T	—	0*	12
13	815	Natasjia Voulanas	WGC	Diff: 6.000	6.000	5.400	5.700	6.000	—	
				Exec: 9.500	7.350	6.400	6.600	—	—	
				ND: —	—	—	—	—	—	
				Final: <b>15.500</b>	13.350	11.800	12.300	—	—	52.950
				Place: <b>1</b>	8	12	15	—	0*	13
14	800	Annabella Geraghty	BAL	Diff: 6.000	5.400	4.500	5.400	6.000	—	
				Exec: 9.100	6.300	6.150	7.800	—	—	
				ND: —	-1.000	—	—	—	—	
				Final: 15.100	10.700	10.650	13.200	—	—	49.650
				Place: 6*	15	16	12T	—	0*	14
15	813	Mila Blyth	GYG	Diff: 6.000	4.200	5.400	5.400	6.000	—	
				Exec: 9.100	7.100	6.200	7.750	—	—	
				ND: —	-3.000	-0.100	—	—	—	
				Final: 15.100	8.300	11.500	13.150	—	—	48.050
				Place: 6*	16	13	14	—	0*	15
16	809	Emily Weir	WGC	Diff: —	6.000	6.000	—	—	—	
				Exec: —	8.050	7.450	—	—	—	
				ND: —	—	—	—	—	—	
				Final: —	14.050	13.450	—	—	—	27.500
				Place: 16*	5	6	16*	—	0*	16
17	816	Mia Batchelor	GYG	Diff: —	—	—	—	—	—	
				Exec: —	—	—	—	—	—	
				ND: —	—	—	—	—	—	
				Final: —	—	—	—	—	—	0.000
				Place: 16*	17	17	16*	—	0*	17

# State Trial 1 2015

## Meet Results





Mar 27-29, 2015

Page: 1  
Printed: 3/28/2015 3:33 PM

Women / I9 / All Ages

Session: 1

Judge's Signatures

Rank	Num	Name	Gym					Spare	AA
1	905	Romi Brown	WGC	Diff: 6.800 Exec: 9.300 ND: . Final: <b>16.100</b> Place: <b>1</b>	6.000 8.300 0.500 <b>14.800</b> <b>1</b>	6.000 8.200 -0.100 14.100 3	6.000 9.100 0.300 <b>15.400</b> <b>1</b>	0* 0*	<b>60.400</b> <b>1</b>
2	902	Rebekah Chen	WGC	Diff: 6.800 Exec: 9.000 ND: . Final: 15.800 Place: 2	5.400 7.300 . 12.700 5	6.000 8.450 2.200 <b>16.650</b> <b>1</b>	5.400 7.750 0.300 13.450 4	0* 0*	58.600 2
3	900	Abby King	HPC	Diff: 7.000 Exec: 8.500 ND: . Final: 15.500 Place: 3	6.000 7.150 0.300 13.450 4	6.000 6.350 1.100 13.450 6	6.000 8.700 0.300 15.000 2	0* 0*	57.400 3
4	906	Mia Banks	WGC	Diff: 6.200 Exec: 7.250 ND: . Final: 13.450 Place: 5	6.000 7.750 0.200 13.950 3	6.000 7.750 . 13.750 4	6.000 7.750 . 13.750 3	0* 0*	54.900 4
5	901	Amanda Cordiero	WGC	Diff: 4.000 Exec: 8.400 ND: . Final: 12.400 Place: 7	6.000 8.300 . 14.300 2	6.000 7.750 -0.100 13.650 5	4.200 7.550 . 11.750 7	0* 0*	52.100 5
6	903	Ella Hughes	WGC	Diff: 6.000 Exec: 8.300 ND: . Final: 14.300 Place: 4	4.800 3.900 . 8.700 7	6.000 8.750 . 14.750 2	4.800 7.650 0.300 12.750 6	0* 0*	50.500 6
7	904	Ruby Honrado	WGC	Diff: 4.000 Exec: 8.700 ND: . Final: 12.700 Place: 6	5.400 4.300 . 9.700 6	6.000 7.350 . 13.350 7	5.400 7.700 . 13.100 5	0* 0*	48.850 7



# State Trial 1 2015





## Meet Results

Mar 27-29, 2015

Women / I1 / All Ages

Session: 2

Judge's Signatures





Rank	Num	Name	Gym						Spare	AA
1	207	Natalie (Nina) Phan	WGC	Diff: 4.000	4.000	3.700	4.500	4.600	—	
				Exec: 9.100	9.100	6.550	6.900	7.400	—	
				ND: —	—	2.000	-0.100	—	—	
				Final: 13.100	13.100	<b>12.250</b>	11.300	12.000	—	<b>48.650</b>
				Place: 3*	3*	1	2	5	0*	1
2	206	Elly Bayes	HPC	Diff: 4.000	4.000	3.000	4.400	4.700	—	
				Exec: 9.300	9.300	6.900	6.700	8.600	—	
				ND: —	—	—	-0.100	—	—	
				Final: 13.300	13.300	9.900	11.000	<b>13.300</b>	—	47.500
				Place: 2	2	4	3T	1	0*	2
3	201	Eadie Rawson	HPC	Diff: 4.000	4.000	3.100	3.800	4.200	—	
				Exec: 8.850	8.850	7.800	6.950	8.400	—	
				ND: —	—	—	—	—	—	
				Final: 12.850	12.850	10.900	10.750	12.600	—	47.100
				Place: 6	6	2	6	3	0*	3
4	208	Sarah Melsom	WGC	Diff: 4.000	4.000	3.100	4.800	4.000	—	
				Exec: 8.900	8.900	7.100	7.300	6.100	—	
				ND: —	—	—	1.000	—	—	
				Final: 12.900	12.900	10.200	<b>13.100</b>	10.100	—	46.300
				Place: 5	5	3	1	7	0*	4
5	203	Macy Pegoli	HPC	Diff: 4.400	4.400	2.700	3.700	4.300	—	
				Exec: 9.250	9.250	5.750	7.400	8.350	—	
				ND: —	—	—	-0.100	—	—	
				Final: 13.650	13.650	8.450	11.000	12.650	—	45.750
				Place: 1	1	7	3T	2	0*	5
6	205	Miranda Delaney	HPC	Diff: 4.000	4.000	3.000	4.000	4.300	—	
				Exec: 9.100	9.100	6.400	6.300	7.800	—	
				ND: —	—	—	—	—	—	
				Final: 13.100	13.100	9.400	10.300	12.100	—	44.900
				Place: 3*	3*	5	8	4	0*	6
7	209	Caitlyn Montgomery	WGC	Diff: 4.000	4.000	3.300	4.500	3.700	—	
				Exec: 8.700	8.700	4.650	5.600	7.550	—	
				ND: —	—	1.000	—	—	—	
				Final: 12.700	12.700	8.950	10.100	11.250	—	43.000
				Place: 7	7	6	9	6	0*	7
8	204	Isabella Deak	HPC	Diff: —	—	—	3.300	2.200	—	
				Exec: —	—	—	7.300	7.050	—	
				ND: —	—	—	—	—	—	
				Final: —	—	—	10.600	9.250	—	19.850
				Place: 8*	8*	8*	7	8	0*	8
9	202	Jemima Lam	HPC	Diff: —	—	—	3.800	3.300	—	
				Exec: —	—	—	7.150	5.500	—	
				ND: —	—	—	-0.100	—	—	
				Final: —	—	—	10.850	8.800	—	19.650
				Place: 8*	8*	8*	5	9	0*	9

# State Trial 1 2015

## Meet Results

Mar 27-29, 2015

Page: 1  
 Printed: 3/28/2015 11:22:32 AM  
 Women / SR / All Ages  
 Session: 2  
 Judge's Signatures

Rank	Num	Name	Gym					Spare	AA
1	105	Madelaine Leydin	HPC	Diff: 5.300 Exec: 8.750 ND: . Final: <b>14.050</b> Place: <b>1</b>	5.800 8.100 . <b>13.900</b> <b>1</b>	5.600 8.200 -0.100 <b>13.700</b> <b>1</b>	5.100 7.650 -0.300 12.450 2*	. . . 0*	<b>54.100</b> <b>1</b>
2	102	Alexandra Eade	HPC	Diff: 5.000 Exec: 8.650 ND: . Final: 13.650 Place: 2	. . . . 4*	4.400 8.250 -0.100 12.550 2	5.100 7.650 -0.300 12.450 2*	. . . 0*	38.650 2
3	106	Zoe Lorenzin	HPC	Diff: 5.000 Exec: 9.000 ND: -0.500 Final: 13.500 Place: 3	. . . . 4*	. . . . 4*	4.900 7.800 . <b>12.700</b> <b>1</b>	. . . 0*	26.200 3
4	103	Aimee Warnock	HPC	Diff: . Exec: . ND: . Final: . Place: 4*	. . . . 4*	5.400 6.000 -0.100 11.300 3	4.300 7.700 . 12.000 4	. . . 0*	23.300 4
5	104	Mary-Anne Monckton	HPC	Diff: . Exec: . ND: . Final: . Place: 4*	5.400 8.150 . 13.550 2	. . . . 4*	. . . . 5*	. . . 0*	13.550 5
6	101	Grace Flood	HPC	Diff: . Exec: . ND: . Final: . Place: 4*	5.200 7.000 . 12.200 3	. . . . 4*	. . . . 5*	. . . 0*	12.200 6