

JUDGES INVITE LEVEL 2 2015

Team Results





Jun 13-14, 2015

Page: 1

Printed: 6/14/2015 4:13:40 AM

Women / 2 / All Ages

Session: 2

Rank	Gym	Team	Score					Spare
1	Endeavour black	*	94.900	25.000 1	23.750 1	22.600 4	23.550 8	0.000 0T
2	Niddrie Aqua	*	92.400	24.500 2	19.000 6	22.700 3	26.200 1	0.000 0T
3	BTYC BLUE	*	89.500	20.000 5T	22.000 3	23.200 2T	24.300 5	0.000 0T
4	Eastern Aqua	*	89.250	20.500 4T	22.500 2	22.050 5	24.200 6	0.000 0T
5	CYC Green	*	88.650	22.000 3	20.000 4	21.900 6	24.750 4	0.000 0T
6	CHAMFORD AQUA	*	87.450	20.500 4T	18.250 7	23.200 2T	25.500 2	0.000 0T
7	PIT BLUE	*	87.100	20.500 4T	17.500 9	23.900 1	25.200 3	0.000 0T
8	BTYC GOLD	*	85.200	20.500 4T	19.750 5	20.900 7	24.050 7	0.000 0T
9	Balance Black	*	81.150	20.000 5T	18.000 8T	20.050 8	23.100 9	0.000 0T
10	Ballarat red	*	74.100	17.500 6	18.000 8T	18.100 9	20.500 10	0.000 0T





JUDGES INVITE LEVEL 2 2015

Team Results

Jun 13-14, 2015

Page: 1
Printed: 6/14/2015 4:14:25 AM

Women / 2 / All Ages
Session: 3

Rank	Gym	Team	Score					Spare
1	CHAMFORD BLUE	*	94.600	21.000 3	22.500 3	26.200 1	24.900 2T	0.000 0T
2	Niddrie Gold	*	92.250	20.000 5	22.250 4	25.100 2	24.900 2T	0.000 0T
3	Endeavour red	*	88.450	23.500 1	18.500 7T	21.900 6	24.550 3	0.000 0T
4	Eastern black	*	88.350	17.000 6	25.250 1	22.600 5	23.500 6	0.000 0T
5	Balance white	*	87.950	22.500 2	20.250 5T	20.250 8	24.950 1	0.000 0T
6	BRIGHTON BLUE	*	86.850	16.500 7T	23.000 2	23.750 3	23.600 5	0.000 0T
7	PIT PINK	*	86.250	20.500 4	18.500 7T	23.200 4	24.050 4	0.000 0T
8	Ballarat black	*	78.900	16.500 7T	20.250 5T	20.750 7	21.400 8	0.000 0T
9	BTYC silver	*	78.550	16.500 7T	19.500 6T	19.450 9	23.100 7	0.000 0T
10	BTYC YELLOW	*	73.150	15.500 8	19.500 6T	17.750 10	20.400 9	0.000 0T





JUDGES INVITE LEVEL 2 2015

Team Results

Jun 13-14, 2015

Page: 1
Printed: 6/14/2015 4:15:00 AM

Women / 2 / All Ages
Session: 5A

Rank	Gym	Team	Score					Spare
1	CYC Blue	*	86.050	23.500 1	20.250 3	21.200 1	21.100 2	0.000 0T
2	BRIGHTON WHITE	*	84.350	22.500 2	21.750 1	18.250 3	21.850 1	0.000 0T
3T	Eastern Blue	*	76.750	17.500 5	21.000 2	18.200 4	20.050 3	0.000 0*
3T	GLITZ	*	76.750	18.500 4	17.500 5	20.750 2	20.000 4	0.000 0*
4	Eastern Red	*	74.100	17.000 6	20.000 4	17.850 6	19.250 6	0.000 0T
5	Bayside Black	*	73.050	22.000 3	15.500 7	16.850 7	18.700 8	0.000 0T
6	Highett White	*	69.000	16.500 7T	15.250 8	17.900 5	19.350 5	0.000 0T
7	WAVERLEY	*	68.950	16.500 7T	17.250 6	16.200 8	19.000 7	0.000 0T
8	EUREKA SILVER	*	56.650	14.000 8	13.750 9	12.900 9	16.000 9	0.000 0T





JUDGES INVITE LEVEL 2 2015

Team Results

Jun 13-14, 2015

Page: 1
Printed: 6/14/2015 4:15:20 AM

Women / 2 / All Ages
Session: 5B

Rank	Gym	Team	Score					Spare
1	CYC White	*	100.300	26.500 1	25.000 3	24.050 1	24.750 2	0.000 0T
2	Bayside Maroon	*	99.250	25.000 2	25.750 2T	22.000 2	26.500 1	0.000 0T
3	Brighton Pink	*	94.500	24.500 3T	27.500 1	21.600 3	20.900 5	0.000 0T
4	Peninsula	*	91.900	23.500 5T	25.750 2T	21.400 4	21.250 4	0.000 0T
5	Eastern White	*	86.100	24.500 3T	22.000 4	18.200 6	21.400 3	0.000 0T
6	Patterson Lakes	*	78.550	22.500 6	19.000 5	18.900 5	18.150 6	0.000 0T
7	EUREKA BLACK	*	75.500	24.000 4	18.750 6	17.500 7	15.250 7	0.000 0T
8	AA blue	*	71.150	23.500 5T	18.250 7	15.900 8	13.500 8	0.000 0T

JUDGES INVITE LEVEL 3 2015

Team Results





Jun 13-14, 2015

Page: 1

Printed: 6/14/2015 4:16:15 AM

Women / 3 / All Ages

Session: 4

Rank	Gym	Team	Score					Spare
1	CHAMFORD SILVER	*	107.525	27.100 1	27.400 1	25.150 3	27.875 2	0.000 0T
2	Niddrie	*	107.225	26.200 6	27.050 2	26.075 1	27.900 1	0.000 0T
3	Ballarat black	*	104.650	26.100 7	26.675 4	24.350 6	27.525 3	0.000 0T
4	AA blue	*	104.125	26.250 5	25.925 5	24.950 4	27.000 4	0.000 0T
5	Balance white	*	103.950	26.550 4	24.950 7	25.600 2	26.850 6	0.000 0T
6	WAVERLEY	*	103.775	26.650 3	26.750 3	23.425 7	26.950 5	0.000 0T
7	FLYAWAY	*	102.975	26.750 2	25.800 6	24.525 5	25.900 7	0.000 0T
8	Peninsula	*	95.750	25.850 8	24.000 8	20.625 8	25.275 8	0.000 0T





JUDGES INVITE LEVEL 3 2015

Team Results

Jun 13-14, 2015

Page: 1
Printed: 6/14/2015 4:16:44 AM

Women / 3 / All Ages
Session: 6A

Rank	Gym	Team	Score					Spare
1	CHAMFORD AQUA	*	110.475	26.700 2	27.375 4	28.225 2	28.175 3	0.000 0T
2T	PIT PINK	*	109.900	26.200 3T	28.300 1	27.350 4	28.050 4	0.000 0*
2T	BTYC silver	*	109.900	26.900 1	28.000 2	27.150 5	27.850 5	0.000 0*
3	CHAMFORD BLUE	*	109.500	25.750 6T	27.075 5	28.475 1	28.200 2	0.000 0T
4	BTYC YELLOW	*	108.350	25.750 6T	27.425 3	26.925 7	28.250 1	0.000 0T
5	AA orange	*	107.300	26.200 3T	27.025 6	27.025 6	27.050 6T	0.000 0T
6	GLITZ	*	106.500	26.100 4	26.950 7	26.500 8	26.950 7	0.000 0T
7	Balance Black	*	106.275	25.250 7	26.600 9	27.375 3	27.050 6T	0.000 0T
8	MYC	*	103.600	26.000 5	26.775 8	25.725 10	25.100 9	0.000 0T
9	Nunawading Black	*	101.950	24.250 8	25.825 10T	26.025 9	25.850 8	0.000 0T
10	Melton	*	99.700	24.050 9	25.825 10T	25.375 11	24.450 10	0.000 0T

JUDGES INVITE LEVEL 3 2015

Team Results





Jun 13-14, 2015

Page: 1

Printed: 6/14/2015 4:17:12 AM

Women / 3 / All Ages

Session: 6B

Rank	Gym	Team	Score					Spare
1	Balance Blue	*	107.775	27.600 1	26.625 2	27.200 1	26.350 3	0.000 0T
2	PIT WHITE	*	107.300	26.700 4	27.925 1	25.875 4	26.800 1	0.000 0T
3	PIT BLUE	*	106.775	26.850 3	26.525 3	27.100 2	26.300 4	0.000 0T
4	AA blue	*	104.000	26.900 2	26.500 4	25.300 6	25.300 6	0.000 0T
5T	CHAMFORD SILVER	*	103.600	25.700 6	25.950 5	25.500 5	26.450 2	0.000 0*
5T	BTYC BLUE	*	103.600	26.150 5	25.450 7	26.200 3	25.800 5	0.000 0*
6	MYC	*	99.300	24.600 7	25.600 6	24.300 7	24.800 7	0.000 0T
7	Nunawading Yellow	*	90.650	23.650 8	21.775 8	21.200 8	24.025 8	0.000 0T

JUDGES INVITE LEVEL 3 2015

Team Results





Jun 13-14, 2015

Page: 1

Printed: 6/14/2015 4:19:38 AM

Women / 3 / All Ages

Session: 7A

Rank	Gym	Team	Score					Spare
1	CYC Blue	*	114.025	27.550 1	28.575 1	28.925 1	28.975 1	0.000 0T
2	Endeavour black	*	110.025	26.650 3	27.175 3	28.350 2	27.850 2	0.000 0T
3	Eastern black	*	108.575	26.800 2	26.925 5	27.800 3	27.050 6	0.000 0T
4	Hihett Blue	*	108.225	26.000 5	27.425 2	27.150 4T	27.650 4	0.000 0T
5	BRIGHTON BLUE	*	107.350	25.600 6	27.025 4	27.050 5	27.675 3	0.000 0T
6	Bayside Black	*	106.900	26.050 4	26.100 6	27.150 4T	27.600 5	0.000 0T
7	Patterson Lakes Jade	*	101.950	24.650 7	25.250 7	26.750 6	25.300 8	0.000 0T
8	BANYULE BLACK	*	101.250	24.300 9	24.400 8	26.400 7	26.150 7	0.000 0T
9	Acrofun black	*	99.175	24.550 8	23.575 9	26.200 8	24.850 9	0.000 0T





JUDGES INVITE LEVEL 3 2015

Team Results

Jun 13-14, 2015

Page: 1
Printed: 6/14/2015 4:20:03 AM

Women / 3 / All Ages
Session: 7B

Rank	Gym	Team	Score					Spare
1	CYC Green	*	110.575	27.350 1	28.250 1	27.375 1	27.600 1	0.000 0T
2	Endeavour red	*	108.250	27.300 2	28.000 2	26.550 3	26.400 3	0.000 0T
3	Eastern White	*	106.550	25.450 5	27.550 3	26.900 2	26.650 2	0.000 0T
4	BRIGHTON WHITE	*	103.775	25.800 3	27.025 4	24.900 5	26.050 5	0.000 0T
5	Bayside Maroon	*	101.100	25.650 4	25.300 6	24.950 4	25.200 6	0.000 0T
6	Patterson Lakes blue	*	99.650	23.750 8	24.950 7	24.800 6	26.150 4	0.000 0T
7	Banyule white	*	97.950	24.350 7	25.550 5	23.500 7	24.550 7	0.000 0T
8	Acrofun orange	*	95.825	24.950 6	24.025 8	22.450 8	24.400 8	0.000 0T