


Trans Bass Trial & Judges Invite 6-10

Meet Results

Women / 6 / Unders
Session: 1,2

Aug 29-30, 2015

Judge's Signatures





Rank	Num	Name	Gym					Spare	AA
1	600	Grace Gill	BAL	9.650 1	9.525 4T	9.400 6	9.500 4	— . — 0T	38.075 1
2	666	BRIDGET AUGER	MYC	8.750 18T	9.525 4T	9.750 1	9.275 24T	— . — 0T	37.300 2
3	610	Kathleen Sumarna	CHA	9.100 5	9.550 3	9.275 11	9.350 17T	— . — 0T	37.275 3
4	644	Mikayla Plant	NID	9.300 3	9.025 30	9.450 3	9.475 5T	— . — 0T	37.250 4
5	603	Emily Awad	PIT	8.900 12T	9.675 1	8.925 29T	9.575 1	— . — 0T	37.075 5
6	607	Simone Vrljic	PIT	8.950 8T	9.500 8	9.150 16T	9.375 15T	— . — 0T	36.975 6
7	646	Abbey Stronell	NID	9.350 2	8.825 41T	9.350 9	9.425 9T	— . — 0T	36.950 7
8	640	Carla Boyle	NID	9.000 7	9.150 24T	9.550 2	9.175 33T	— . — 0T	36.875 8
9	642	Matilda Gavaghan	NID	9.200 4	9.175 21T	9.200 13T	9.225 28T	— . — 0T	36.800 9
10	667	SARAH CAINE	MYC	8.550 30T	9.475 9	9.375 7T	9.375 15T	— . — 0T	36.775 10
11	638	Taylah Salib	JETS	8.850 15T	9.650 2	8.925 29T	9.325 19T	— . — 0T	36.750 11
12	624	Gabrielle Krins	EAST AQUA	8.350 45	9.450 10	9.425 4T	9.475 5T	— . — 0T	36.700 12
13	671	Zoe Poppenbeek	WAVERLEY	8.850 15T	9.525 4T	9.075 21T	9.200 30T	— . — 0T	36.650 13
14	649	Charlotte Mitchley-Hughes	MLC	8.550 30T	9.425 11T	9.100 20	9.425 9T	— . — 0T	36.500 14
15	604	Jennifer Cocks	PIT	9.050 6	8.900 37T	9.050 24T	9.475 5T	— . — 0T	36.475 15
16	609	Cody Norman	CHA	8.900 12T	9.000 31T	9.425 4T	9.075 43T	— . — 0T	36.400 16
17	658	Shannon Pollard	GY	8.600 25T	8.900 37T	9.200 13T	9.525 3	— . — 0T	36.225 17
18T	641	Paris Condidorio	NID	8.650 22T	9.350 13T	9.075 21T	9.100 40T	— . — 0*	36.175 18T
18T	652	Anya Ross	MLC	8.700 20T	9.175 21T	9.000 27T	9.300 21T	— . — 0*	36.175 18T
18T	645	Ava Salopayevs	NID	8.950 8T	9.250 17	8.775 34T	9.200 30T	— . — 0*	36.175 18T
21	651	Devyn Ross	MLC	8.600 25T	9.275 16	9.025 26	9.175 33T	— . — 0T	36.075 21
22	623	Amelie Holah	EAST AQUA	8.400 41T	9.175 21T	9.125 18T	9.325 19T	— . — 0T	36.025 22
23	659	Arabella Browne	GY	8.300 46T	9.350 13T	9.050 24T	9.300 21T	— . — 0T	36.000 23
24	668	OLIVIA HIGGINS	MYC	8.200 53T	9.525 4T	8.925 29T	9.175 33T	— . — 0T	35.825 24
25	655	Imogen Garvey	GY	8.800 17	9.000 31T	8.650 39	9.250 27	— . — 0T	35.700 25

Trans Bass Trial & Judges Invite 6-10

Meet Results

Women / 6 / Unders
Session: 1,2

Aug 29-30, 2015





Rank	Num	Name	Gym					Spare	AA
26	643	Michaela Morris	NID	8.950 8T	8.700 46	8.900 32	9.025 45T	— . — 0T	35.575 26
27	662	Georgia Steen	GY	8.200 53T	9.200 19T	9.250 12	8.900 52T	— . — 0T	35.550 27
28	601	Emily Saunders	BAL	8.250 49T	9.050 28T	9.075 21T	9.150 36T	— . — 0T	35.525 28
29	612	ABBIE JONES	KNOX	8.650 22T	9.425 11T	8.150 57	9.275 24T	— . — 0T	35.500 29
30T	654	Lola Tichabaev	MLC	8.550 30T	9.000 31T	8.375 48T	9.550 2	— . — 0*	35.475 30T
30T	621	Bridie Davison	EAST AQUA	8.500 34*	8.425 53	9.200 13T	9.350 17T	— . — 0*	35.475 30T
30T	647	Charlotte Ferns	MLC	8.500 34*	9.325 15	8.425 45T	9.225 28T	— . — 0*	35.475 30T
33	605	Alana Lindop	PIT	8.900 12T	8.850 39T	8.600 40	9.100 40T	— . — 0T	35.450 33
34	650	Mia Neofytou	MLC	8.300 46T	9.200 19T	8.475 41T	9.400 14	— . — 0T	35.375 34
35	608	Andie Montag	CHA	8.500 34T	9.150 24T	8.675 38	9.000 47T	— . — 0T	35.325 35
36	664	Amelie Scott	FLYAWAY	8.500 34T	8.925 35T	8.325 52T	9.425 9T	— . — 0T	35.175 36
37T	637	Mia Johns	AAS	8.250 49T	8.825 41T	9.375 7T	8.575 64	— . — 0*	35.025 37T
37T	665	Georgia Stefaniack	FLYAWAY	8.700 20T	8.650 49T	8.375 48T	9.300 21T	— . — 0*	35.025 37T
39	669	Chloe Frost	WAVERLEY	8.450 39T	8.675 47T	8.775 34T	9.075 43T	— . — 0T	34.975 39
40	628	Claire Lightfoot	BALLARAT	8.300 46T	9.075 26T	8.425 45T	9.150 36T	— . — 0T	34.950 40
41	620	Ruby Chung	EAST AQUA	8.600 25T	8.925 35T	8.450 43T	8.850 57T	— . — 0T	34.825 41
42T	657	Mackennah Melotte	GY	7.400 63	9.225 18	9.150 16T	9.025 45T	— . — 0*	34.800 42T
42T	606	Veda Mileva	PIT	8.950 8T	8.825 41T	8.050 58T	8.975 49T	— . — 0*	34.800 42T
44	625	Alana Piccolo	EAST AQUA	8.400 41T	8.950 34	8.200 56	8.950 51	— . — 0T	34.500 44
45	653	Alexandra Seal	MLC	7.650 62	8.000 60T	9.300 10	9.425 9T	— . — 0T	34.375 45
46	629	Zara Sadhai	BALLARAT	8.650 22T	8.100 57	8.400 47	9.200 30T	— . — 0T	34.350 46
47T	635	Gemma Clinton	EUREKA	8.100 56T	8.350 54	8.775 34T	9.100 40T	— . — 0*	34.325 47T
47T	663	Charlotte Male	FLYAWAY	8.500 34T	9.075 26T	7.975 60	8.775 59	— . — 0*	34.325 47T
49	602	Veronica Atanasovski	PIT	8.250 49T	8.775 44	8.325 52T	8.900 52T	— . — 0T	34.250 49
50	670	Taylor Montgomery	WAVERLEY	8.000 58	8.850 39T	8.350 51	9.000 47T	— . — 0T	34.200 50

Trans Bass Trial & Judges Invite 6-10

Meet Results

Women / 6 / Unders
Session: 1,2

Aug 29-30, 2015

Rank	Num	Name	Gym					Spare	AA
51	634	Naomi Everett	EUREKA	7.900 60	9.050 28T	8.300 54	8.900 52T	—. 0T	34.150 51
52T	648	Ingrid Melton	MLC	7.300 64	8.650 49T	8.725 37	9.425 9T	—. 0*	34.100 52T
52T	656	Eleanor Maskell	GY	8.400 41T	8.575 51	7.850 62	9.275 24T	—. 0*	34.100 52T
54	614	MARIA NICOLAOU	KNOX	8.550 30T	8.050 58	8.275 55	9.125 39	—. 0T	34.000 54
55T	636	Mia Baxter	AAS	8.600 25*	7.450 63	9.125 18T	8.675 61	—. 0*	33.850 55T
55T	626	Lana Blunden	BALLARAT	8.600 25*	8.750 45	7.650 63	8.850 57T	—. 0*	33.850 55T
57	619	Jasmine Toronis	BTYC	8.150 55	8.300 55	8.375 48T	8.975 49T	—. 0T	33.800 57
58	617	Zoe Makris	BTYC	8.250 49T	8.450 52	8.050 58T	8.900 52T	—. 0T	33.650 58
59	613	ABBAY TETLEY	KNOX	8.400 41T	8.675 47T	7.175 65	9.150 36T	—. 0T	33.400 59
60	622	Rebecca Gaynor	EAST AQUA	8.100 56T	8.025 59	8.450 43T	8.750 60	—. 0T	33.325 60
61	661	Sophia Starinskas	GY	7.850 61	7.375 64	8.825 33	8.900 52T	—. 0T	32.950 61
62	615	ELYSE RICHARDS-WEST	KNOX	7.950 59	8.250 56	7.500 64	8.600 63	—. 0T	32.300 62
63	618	Baelee Montgomery	BTYC	8.450 39T	8.000 60T	7.925 61	7.850 66	—. 0T	32.225 63
64	639	Amber Kleinsman	JETS	8.750 18T	—. 65T	9.000 27T	9.450 8	—. 0T	27.200 64
65	616	Isabella Boussioutas	BTYC	—. 65T	7.925 62	8.475 41T	8.625 62	—. 0T	25.025 65
66	627	Rebekah Koerner	BALLARAT	—. 65T	—. 65T	—. 66T	8.550 65	—. 0T	8.550 66
67*	660	Charlotte Stacey	GY	—. 65*	—. 65*	—. 66*	—. 67*	—. 0*	0.000 67*
67*	611	RUBY-ROSE EVANS	KNOX	—. 65*	—. 65*	—. 66*	—. 67*	—. 0*	0.000 67*





Trans Bass Trial & Judges Invite 6-10

Meet Results

Women / All Levels / All Ages
Session: 3

Aug 29-30, 2015

Judge's Signatures





Rank	Num	Name	Gym						Spare	AA						
1	724	Kaitlyn Kew	BAL	Diff: 2.400	3.000	3.600	3.500	Exec: 9.000	8.350	9.200	8.400	Final: 11.400	11.350	12.800	11.900	47.450
				ND:	Place: 7*	7T	1	15T	0*			1	
2	714	TAYA GOTT	MYC	Diff: 2.400	3.100	3.400	3.400	Exec: 8.900	8.400	8.700	9.000	Final: 11.300	11.500	12.100	12.400	47.300
				ND:	Place: 10	5	2	3	0*			2	
3	716	ABIGAIL GRIFFITHS	MYC	Diff: 2.400	3.100	3.700	3.300	Exec: 9.300	8.350	8.250	8.600	Final: 11.700	11.450	11.950	11.900	47.000
				ND:	Place: 2*	6	3	15T	0*			3	
4	719	RUBY WHITEMAN	MYC	Diff: 2.400	3.100	3.300	3.300	Exec: 8.700	9.050	7.900	8.850	Final: 11.100	12.150	11.200	12.150	46.600
				ND:	Place: 12*	1	6	9T	0*			4	
5	739	TAYLA HUCKEL	KNOX	Diff: 2.400	3.200	3.400	3.300	Exec: 9.300	8.350	7.000	8.950	Final: 11.700	11.550	10.400	12.250	45.900
				ND:	Place: 2*	4	18	4T	0*			5	
6	704	Emily Jackson	JETS	Diff: 2.400	3.300	3.300	3.600	Exec: 8.600	8.050	7.800	8.600	Final: 11.000	11.350	11.100	12.200	45.650
				ND:	Place: 18*	7T	7	6T	0*			6	
7	717	RACHEL SULLIVAN	MYC	Diff: 2.400	3.100	3.500	3.400	Exec: 8.600	8.150	7.200	8.650	Final: 11.000	11.250	10.700	12.050	45.000
				ND:	Place: 18*	10	13T	12	0*			7	
8	725	Adele Brand	BALLARAT	Diff: 2.400	3.000	3.700	3.400	Exec: 8.650	8.150	7.050	8.550	Final: 11.050	11.150	10.750	11.950	44.900
				ND:	Place: 17	11T	12	14	0*			8	
9	734	Hannah Lucas	BTYC	Diff: 2.400	2.300	3.200	3.400	Exec: 9.150	7.850	7.650	8.850	Final: 11.550	10.150	10.850	12.250	44.800
				ND:	Place: 4	24	10*	4T	0*			9	
10	712	Tahlia Cooper	CYC	Diff: 2.400	2.500	3.600	3.400	Exec: 8.600	7.750	7.800	8.600	Final: 11.000	10.250	11.400	12.000	44.650
				ND:	Place: 18*	20*	4	13	0*			10	

Trans Bass Trial & Judges Invite 6-10

Meet Results

Women / All Levels / All Ages
Session: 3

Aug 29-30, 2015





Rank	Num	Name	Gym	Diff					Spare	AA
11T	726	Zoe Agg	EDG	2.400	3.000	3.400	3.500	8.700	0*	44.600
				Exec: 9.100	8.000	6.500	8.700			11T
				ND:		
				Final: 11.500	11.000	9.900	12.200			
				Place: 5*	13	24	6T			
11T	720	Emilia Stacey	AAS	2.400	3.200	3.400	2.400	8.650	0*	44.600
				Exec: 8.950	7.950	7.650	8.650			11T
				ND:		
				Final: 11.350	11.150	11.050	11.050			
				Place: 9	11T	8	27			
13	727	Matilda Delmenico	FLYAWAY	2.400	1.800	3.200	3.400	8.750	0*	44.450
				Exec: 8.300	8.950	7.650	8.750			13
				ND:		
				Final: 10.700	10.750	10.850	12.150			
				Place: 28*	14	10*	9T			
14T	708	Isobel Neill	MLC	2.400	3.100	3.400	3.500	8.100	0*	44.300
				Exec: 9.100	8.500	6.200	8.100			14T
				ND:		
				Final: 11.500	11.600	9.600	11.600			
				Place: 5*	3	25	21			
14T	715	MAYA PINNEY	MYC	2.400	3.100	3.400	3.600	7.900	0*	44.300
				Exec: 8.500	8.200	7.200	7.900			14T
				ND:		
				Final: 10.900	11.300	10.600	11.500			
				Place: 23*	9	16	22T			
16T	735	Abbey Thein	BTYC	2.400	2.900	2.700	3.500	9.250	0*	44.150
				Exec: 8.300	7.100	8.000	9.250			16T
				ND:		
				Final: 10.700	10.000	10.700	12.750			
				Place: 28*	27	13T	1T			
16T	709	Mikaela Price	MLC	2.400	3.000	3.100	3.400	8.800	0*	44.150
				Exec: 8.600	7.050	7.800	8.800			16T
				ND:		
				Final: 11.000	10.050	10.900	12.200			
				Place: 18*	26	9	6T			
18	721	Layla Bilston	AAS	2.400	2.500	3.200	3.500	7.900	0*	44.100
				Exec: 8.550	8.000	8.050	7.900			18
				ND:		
				Final: 10.950	10.500	11.250	11.400			
				Place: 22	16	5	24			
19	732	Chloe Smyth	PIT	2.400	2.300	3.600	3.700	8.200	0*	43.850
				Exec: 9.000	8.050	6.600	8.200			19
				ND:		
				Final: 11.400	10.350	10.200	11.900			
				Place: 7*	17	19	15T			
20	705	Melitta Allen	MLC	2.400	3.200	3.500	3.600	8.300	0*	43.750
				Exec: 8.750	8.850	5.150	8.300			20
				ND:		
				Final: 11.150	12.050	8.650	11.900			
				Place: 11	2	28	15T			

Trans Bass Trial & Judges Invite 6-10

Meet Results

Women / All Levels / All Ages
Session: 3

Aug 29-30, 2015





Rank	Num	Name	Gym	Diff					Spare	AA
21	702	Kate Synoradzki	GY	2.400	2.300	3.300	3.200	8.700	0*	43.400
				Exec: 8.700	8.000	6.800	8.700			21
				ND:			
				Final: 11.100	10.300	10.100	11.900			
				Place: 12*	18T	21	15T			
22	710	Georgia Mathieson	CHA	2.400	2.300	3.300	3.400	7.850	0*	43.250
				Exec: 8.700	7.950	7.350	7.850			22
				ND:			
				Final: 11.100	10.250	10.650	11.250			
				Place: 12*	20T	15	25*			
23	718	ELISE UNMACK	MYC	2.400	2.500	3.500	3.700	9.050	0*	42.600
				Exec: 8.500	8.050	4.900	9.050			23
				ND:			
				Final: 10.900	10.550	8.400	12.750			
				Place: 23*	15	31	1T			
24	728	Hannah Ilhan	MLC	2.400	1.800	2.700	2.800	7.500	0*	42.250
				Exec: 8.700	8.500	7.850	7.500			24
				ND:			
				Final: 11.100	10.300	10.550	10.300			
				Place: 12*	18T	17	32			
25	741	ELLIE TOMAZIN	KNOX	2.400	2.400	1.900	3.400	8.700	0*	42.050
				Exec: 8.700	6.500	8.050	8.700			25
				ND:			
				Final: 11.100	8.900	9.950	12.100			
				Place: 12*	32	23	11			
26	700	Mia Batchelor	GY	2.400	2.300	2.700	3.300	8.550	0*	41.650
				Exec: 8.050	6.900	7.450	8.550			26
				ND:			
				Final: 10.450	9.200	10.150	11.850			
				Place: 32	31	20	20			
27	701	Grace Crichton	GY	2.400	2.300	3.100	2.400	8.300	0*	41.600
				Exec: 9.350	7.800	5.950	8.300			27
				ND:			
				Final: 11.750	10.100	9.050	10.700			
				Place: 1	25	27	31			
28	738	EMILY HORAN	KNOX	2.400	2.400	2.900	2.800	8.150	0*	41.350
				Exec: 8.400	7.150	7.150	8.150			28
				ND:			
				Final: 10.800	9.550	10.050	10.950			
				Place: 25*	30	22	28T			
29	737	Amelia Everard	EUREKA	2.400	2.500	2.900	3.400	7.850	0*	40.800
				Exec: 8.400	7.750	5.600	7.850			29
				ND:			
				Final: 10.800	10.250	8.500	11.250			
				Place: 25*	20*	29T	25*			
30	723	Ellie Milner	AAS	2.400	2.500	3.000	3.200	7.650	0*	40.650
				Exec: 8.250	7.150	6.500	7.650			30
				ND:			
				Final: 10.650	9.650	9.500	10.850			
				Place: 31	28	26	30			

Trans Bass Trial & Judges Invite 6-10

Meet Results

Women / All Levels / All Ages
Session: 3

Aug 29-30, 2015

Rank	Num	Name	Gym	Diff:					Spare	AA
31	733	Sophie Chan	BTYC	2.400	2.300	1.800	2.300	8.650	0*	40.350
				Exec: 8.300	7.900	6.700	8.650			31
				ND:						
				Final: 10.700	10.200	8.500	10.950			
				Place: 28*	23	29T	28T			
32	729	Ruby Sciberras	MLC	2.400	1.800	3.400	3.400	8.100	0*	40.000
				Exec: 8.350	7.800	4.750	8.100			32
				ND:						
				Final: 10.750	9.600	8.150	11.500			
				Place: 27	29	32	22T			
33*	731	Lauren Chan	PIT	0.000	0.000	0.000	0.000	0.000	0*	0.000
				Exec: 0.000	0.000	0.000	0.000	0.000		33*
				ND:						
				Final: 0.000	0.000	0.000	0.000	0.000		
				Place: 33*	33*	33*	33*	0*		
33*	730	Madison Cacoyiannis	PIT	0.000	0.000	0.000	0.000	0.000	0*	0.000
				Exec: 0.000	0.000	0.000	0.000	0.000		33*
				ND:						
				Final: 0.000	0.000	0.000	0.000	0.000		
				Place: 33*	33*	33*	33*	0*		
33*	740	JASLYN SIMCOE	KNOX	0.000	0.000	0.000	0.000	0.000	0*	0.000
				Exec: 0.000	0.000	0.000	0.000	0.000		33*
				ND:						
				Final: 0.000	0.000	0.000	0.000	0.000		
				Place: 33*	33*	33*	33*	0*		
33*	736	Rebekah Lynch	EUREKA	0.000	0.000	0.000	0.000	0.000	0*	0.000
				Exec: 0.000	0.000	0.000	0.000	0.000		33*
				ND:						
				Final: 0.000	0.000	0.000	0.000	0.000		
				Place: 33*	33*	33*	33*	0*		
33*	722	Chiara Ciach	AAS	0.000	0.000	0.000	0.000	0.000	0*	0.000
				Exec: 0.000	0.000	0.000	0.000	0.000		33*
				ND:						
				Final: 0.000	0.000	0.000	0.000	0.000		
				Place: 33*	33*	33*	33*	0*		
33*	706	Neve Bourke	MLC	0.000	0.000	0.000	0.000	0.000	0*	0.000
				Exec: 0.000	0.000	0.000	0.000	0.000		33*
				ND:						
				Final: 0.000	0.000	0.000	0.000	0.000		
				Place: 33*	33*	33*	33*	0*		
33*	703	Mia Green	JETS	0.000	0.000	0.000	0.000	0.000	0*	0.000
				Exec: 0.000	0.000	0.000	0.000	0.000		33*
				ND:						
				Final: 0.000	0.000	0.000	0.000	0.000		
				Place: 33*	33*	33*	33*	0*		
33*	713	HANNAH CLYNES	MYC	0.000	0.000	0.000	0.000	0.000	0*	0.000
				Exec: 0.000	0.000	0.000	0.000	0.000		33*
				ND:						
				Final: 0.000	0.000	0.000	0.000	0.000		
				Place: 33*	33*	33*	33*	0*		





Trans Bass Trial & Judges Invite 6-10

Meet Results

Aug 29-30, 2015

Women / All Levels / All Ages

Session: 3

Rank	Num	Name	Gym					Spare	AA
33*	707	Alex Cullen	MLC	Diff: —. —	—.	—.	—.	—.	
				Exec: —. —	—.	—.	—.	—.	
				ND: —. —	—.	—.	—.	—.	
				Final: —. —	—.	—.	—.	—.	0.000
				Place: — 33*	— 33*	— 33*	— 33*	— 0*	— 33*

Trans Bass Trial & Judges Invite 6-10





Meet Results

Women / 8L / All Ages

Aug 29-30, 2015

Session: 4

Judge's Signatures

Rank	Num	Name	Gym					Spare	AA
1	816	Mollie Moloney	MLC	11.450 4	11.750 1T	11.500 2T	12.150 5	—. OT	46.850 1
2	809	Ella McCorkell	WARRN	11.550 3T	10.600 7	11.600 1	12.900 1	—. OT	46.650 2
3	808	Amy Welsh	EDG	11.950 1	11.550 2T	10.000 8	12.850 2	—. OT	46.350 3
4	803	Monica Gorgievski	PIT	11.550 3T	11.250 3	10.750 4	12.400 4	—. OT	45.950 4
5	806	Tess Kettle	EDG	11.650 2	11.550 2T	9.850 10	12.800 3	—. OT	45.850 5
6	814	Nicky Vetsikas	CYC	11.250 5T	10.900 6	11.500 2T	11.650 11	—. OT	45.300 6
7	810	Airleigh Frigo	EUREKA	11.250 5T	11.050 4T	10.600 5	12.100 6	—. OT	45.000 7
8	802	Kristina Gorgievski	PIT	10.900 8	11.000 5	11.100 3	11.850 8	—. OT	44.850 8
9	805	Claudia Perri	PIT	11.100 6T	11.050 4T	9.900 9	11.900 7	—. OT	43.950 9
10	817	Lynn Kroll	MLC	10.800 9	11.750 1T	10.350 6T	10.850 13	—. OT	43.750 10
11	811	Megan Trezise	EUREKA	11.100 6T	9.800 9	10.350 6T	11.800 9	—. OT	43.050 11
12	804	Bec Gould	PIT	10.950 7	10.200 8	10.100 7	11.500 12	—. OT	42.750 12
13	800	Hayley Baldasso	PIT	11.250 5T	9.700 10	9.500 11	11.750 10	—. OT	42.200 13
14*	812	Hayley McGuane	GY	—. 10*	—. 11*	—. 12*	—. 14*	—. 0*	0.000 14*
14*	807	Michaela Wakeling	EDG	—. 10*	—. 11*	—. 12*	—. 14*	—. 0*	0.000 14*

Trans Bass Trial & Judges Invite 6-10

Meet Results





Aug 29-30, 2015

Page: 1
Printed: 8/30/2015 10:38:35 PM

Women / 10 / All Ages

Session: 4

Judge's Signatures

Rank	Num	Name	Gym					Spare	AA
1	101	Fiona Keys	BANYULE	11.750 1	10.250 1	10.800 1	11.150 1	—. OT	43.950 1
2	102	Laura Mackenzie	BANYULE	10.950 2	8.650 2	8.250 2	—. 2	—. OT	27.850 2

Trans Bass Trial & Judges Invite 6-10





Meet Results

Women / 6L / All Ages

Session: 4

Aug 29-30, 2015

Judge's Signatures

Rank	Num	Name	Gym					Spare	AA
1	483	Isabella Harvey	MLC	9.300 1	8.775 4	8.450 8T	9.325 1	—. 0T	35.850 1
2	418	Emily Bagnara	GY	9.150 2T	8.825 3	8.450 8T	8.900 7	—. 0T	35.325 2
3T	428	Cara Graham	BTYC NAVY	8.150 10	9.000 1	8.675 4	9.100 5	—. 0*	34.925 3T
3T	482	Chloe Manson	MLC	8.300 9	8.850 2	8.825 2	8.950 6T	—. 0*	34.925 3T
4	480	Annabel Whiter	MLC	9.150 2T	7.750 13	8.550 6	9.225 3	—. 0T	34.675 4
5	429	Jocelyn Lau	BTYC NAVY	8.750 4	8.075 7	8.900 1	8.500 12T	—. 0T	34.225 5
6	479	Isabel Rusigno	MLC	8.850 3T	8.275 5	7.850 12	8.950 6T	—. 0T	33.925 6
7	431	Mia Yoannidis	BTYC NAVY	8.550 7	8.100 6	8.600 5	8.500 12T	—. 0T	33.750 7
8	419	Lily Dawson	GY	8.850 3T	7.825 11	8.025 9	8.875 8	—. 0T	33.575 8
9	631	Stephane Cooper	CYC	8.450 8	8.050 8T	8.500 7	8.350 14	—. 0T	33.350 9
10	630	Madeleine Atkinson	CYC	8.700 5	7.200 17	7.950 11T	9.250 2	—. 0T	33.100 10
11	430	Ruby Robinson	BTYC NAVY	7.900 13	7.450 16	8.750 3	8.700 10	—. 0T	32.800 11
12	481	Nina Nakajima	MLC	7.800 15	7.850 10	7.950 11T	9.175 4	—. 0T	32.775 12
13	417	Olivia Corboy	EUREKA	8.050 11	8.050 8T	7.950 11T	8.600 11	—. 0T	32.650 13
14T	427	Olivia Gill	BTYC NAVY	8.000 12	7.475 15	7.975 10	8.850 9	—. 0*	32.300 14T
14T	420	Kacie Higgins	GY	8.650 6	7.500 14	7.700 13	8.450 13T	—. 0*	32.300 14T
15	633	Sarah Wladysiuk	CYC	7.850 14T	7.800 12	7.625 14	8.500 12T	—. 0T	31.775 15
16	632	Natasha Scandizzo	CYC	7.850 14T	8.000 9	7.100 15	8.450 13T	—. 0T	31.400 16
17*	421	Hannah Peart	GY	—. 16*	—. 18*	—. 16*	—. 15*	—. 0*	0.000 17*
17*	412	Kelsey Beveridge	WARRN	—. 16*	—. 18*	—. 16*	—. 15*	—. 0*	0.000 17*

Trans Bass Trial & Judges Invite 6-10




Meet Results

Women / 7L / All Ages

Session: 5

Aug 29-30, 2015

Judge's Signatures





Rank	Num	Name	Gym					Spare	AA
1	770	Sophie Cuffe	END HILLS	11.450 5T	12.100 1	11.450 3T	11.600 9	— . — 0T	46.600 1
2	777	Abbey Cartledge	BALLARAT	11.100 10T	12.000 3T	10.700 12	12.250 1T	— . — 0T	46.050 2
3	767	Amy Johnston	WARRN BLA	10.800 16T	11.650 5	11.900 1	11.650 8	— . — 0T	46.000 3
4	766	Maddison Cook	WARRN	11.550 3T	12.000 3T	10.450 16	11.800 6	— . — 0T	45.800 4
5	791	Olivia Tan	MLC	10.950 13T	11.550 7T	11.400 4	11.850 5T	— . — 0T	45.750 5
6T	773	Candice Tucker	END HILLS	11.700 2T	12.050 2	10.600 14T	11.250 15T	— . — 0*	45.600 6T
6T	749	Zali Cohen	EDGE BLACK	11.100 10T	11.800 4	10.950 9	11.750 7	— . — 0*	45.600 6T
7	778	Bella Scott	BALLARAT	11.150 9T	11.000 15	11.150 7T	12.250 1T	— . — 0T	45.550 7
8	759	Bella Gorissen	EDGE LIME	11.100 10T	11.200 12T	11.150 7T	11.950 4T	— . — 0T	45.400 8
9	771	Lily Machuca-Merange	END HILLS	11.100 10T	11.200 12T	11.200 6	11.850 5T	— . — 0T	45.350 9
10	783	Cassandra Robison	BTYC	11.450 5T	10.200 21	11.450 3T	12.100 2T	— . — 0T	45.200 10
11	758	Jazmin Dark	EDGE LIME	10.950 13T	11.200 12T	11.150 7T	11.850 5T	— . — 0T	45.150 11
12	798	Rebecca Wright	WAVERLEY	11.500 4T	11.250 11T	10.600 14T	11.400 12	— . — 0T	44.750 12
13	769	Sophie Wier	WARRN BLA	11.250 7	11.250 11T	11.050 8T	11.100 17T	— . — 0T	44.650 13
14	772	Isabella Reyes	END HILLS	11.000 12T	11.350 9	10.900 10T	11.350 13	— . — 0T	44.600 14
15	751	Zoe Hopping	EDGE BLACK	10.750 17	11.550 7T	11.050 8T	11.150 16	— . — 0T	44.500 15
16	764	Lucinda Cahill	WARRN BLA	10.950 13T	11.600 6	10.300 17	11.550 10	— . — 0T	44.400 16
17	750	Ilana Akselrod	EDGE LIME	11.300 6	10.800 16T	10.850 11T	11.300 14	— . — 0T	44.250 17
18	787	Karina Finlayson	MLC	11.100 10T	11.300 10	10.650 13	11.100 17T	— . — 0T	44.150 18
19	779	Sophie Gaylor	BMK	11.500 4T	10.650 18T	9.800 21	12.100 2T	— . — 0T	44.050 19
20	768	Isabelle Linke	WARRN	11.150 9T	11.400 8	10.200 18	11.250 15T	— . — 0T	44.000 20
21	757	Taya Bergman	EDGE BLACK	11.200 8	10.650 18T	10.900 10T	10.900 19T	— . — 0T	43.650 21
22	797	Maisy McCrystal	WAVERLEY	11.100 10T	9.450 27T	10.850 11T	12.000 3	— . — 0T	43.400 22
23T	793	Chelsea Knight	WAVERLEY	10.850 15	9.450 27T	11.300 5	11.500 11	— . — 0*	43.100 23T
23T	762	Tiffany Lever	GY	11.000 12T	11.100 13T	9.950 20	11.050 18	— . — 0*	43.100 23T

Trans Bass Trial & Judges Invite 6-10

Meet Results

Women / 7L / All Ages
Session: 5

Aug 29-30, 2015

Rank	Num	Name	Gym					Spare	AA
24	755	Riley Hodgson	EDGE LIME	11.550 3T	11.050 14	10.550 15T	9.800 25	— . — 0T	42.950 24
25T	785	Yasmin Linseen	FLYAWAY	11.100 10T	9.400 28	10.550 15T	11.850 5T	— . — 0*	42.900 25T
25T	763	Olivia Mitrevski	PIT	11.800 1	10.700 17	9.600 22	10.800 20	— . — 0*	42.900 25T
26	760	Eliza Leydin	EDGE BLACK	10.500 18	10.500 19	10.900 10T	10.900 19T	— . — 0T	42.800 26
27T	781	Anna McConville	BMK	10.900 14	9.700 24	10.050 19	11.850 5T	— . — 0*	42.500 27T
27T	752	Elleni Moutis	EDGE BLACK	11.500 4T	9.500 26	11.550 2	9.950 24	— . — 0*	42.500 27T
28	782	Sophie McLaughlin	BMK	11.700 2T	10.000 23	8.550 26T	11.950 4T	— . — 0T	42.200 28
29	784	Jeanie Heer	FLYAWAY	10.800 16T	9.600 25	9.250 24	11.100 17T	— . — 0T	40.750 29
30	780	Maddy Hille	BMK	10.050 20	10.800 16T	9.400 23	10.400 21	— . — 0T	40.650 30
31	756	Sophia Hodgson	EDGE LIME	11.050 11	10.450 20	8.550 26T	10.200 22	— . — 0T	40.250 31
32	765	Caitlin Clough	WARRN	10.450 19	10.050 22	8.350 27	9.350 26	— . — 0T	38.200 32
33	788	Coco Goldacre	MLC	— . — 21T	11.100 13T	8.750 25	10.100 23	— . — 0T	29.950 33
34	761	Lauren Bourke	GY	— . — 21T	9.150 29	11.150 7T	9.300 27	— . — 0T	29.600 34
35*	792	Helen Nguyen-Ngo	MLC	— . — 21*	— . — 30*	— . — 28*	— . — 28*	— . — 0*	0.000 35*
35*	813	Louisa Borland	BANYULE	— . — 21*	— . — 30*	— . — 28*	— . — 28*	— . — 0*	0.000 35*
35*	753	Ashleigh Osburn	EDGE LIME	— . — 21*	— . — 30*	— . — 28*	— . — 28*	— . — 0*	0.000 35*
35*	786	Simone Walker	FLYAWAY	— . — 21*	— . — 30*	— . — 28*	— . — 28*	— . — 0*	0.000 35*

Trans Bass Trial & Judges Invite 6-10

Meet Results

Women / 6L / All Ages

Session: 6

Aug 29-30, 2015

Judge's Signatures

Rank	Num	Name	Gym					Spare	AA
1	461	Eleanor Borg	GIS	9.550 1	8.750 4	9.250 1	8.475 17	—. OT	36.025 1
2	469	Meg Watts	BAL	9.450 2	8.450 7T	8.700 4	9.325 1	—. OT	35.925 2
3	454	Felicity Jagusch	END HILLS	9.150 4T	8.900 1	8.775 3	9.000 7T	—. OT	35.825 3
4	467	Natasha Bowden	BAL	8.900 8T	8.850 2T	8.325 9T	9.200 3	—. OT	35.275 4
5	459	Finley Pearce	BALLARAT	9.150 4T	8.800 3	8.000 15	8.725 11	—. OT	34.675 5
6	460	Mietta Tanis	BALLARAT	8.850 9	8.000 12T	8.675 5	9.100 5	—. OT	34.625 6
7	474	Paris Dardoumbos	BTYC YELLOW	9.050 5T	8.700 5	7.850 18T	8.925 9	—. OT	34.525 7
8	457	Claire Zutenis	END BLA	8.950 7	8.100 11	8.325 9T	9.025 6	—. OT	34.400 8
9	478	Matilda Finch	GLITZ	9.050 5T	8.450 7T	8.275 10T	8.375 18T	—. OT	34.150 9
10T	455	Taryn Mangione	END HILLS	8.500 15T	8.000 12T	8.350 8	9.225 2	—. 0*	34.075 10T
10T	468	Darci Gale	BAL	8.750 11	8.150 10T	8.200 12	8.975 8T	—. 0*	34.075 10T
11	453	Sienna Captiueux	END HILLS	8.700 12	8.000 12T	8.125 13T	9.150 4	—. OT	33.975 11
12	475	Ella Gurry	BTYC YELLOW	9.200 3	8.150 10T	7.850 18T	8.700 12T	—. OT	33.900 12
13	476	Emma Whitla	BTYC YELLOW	8.800 10	7.900 13T	7.875 17	9.000 7T	—. OT	33.575 13
14	450	Ruby Ruggero	AAS	9.000 6	7.100 17	8.650 6	8.675 13	—. OT	33.425 14
15	452	Molly Bickers	END HILLS	8.650 13T	8.200 9	7.825 19	8.700 12T	—. OT	33.375 15
16	404	Alyssa Mercuri	PIT	9.050 5T	8.150 10T	7.450 23	8.700 12T	—. OT	33.350 16
17	456	Jasmine Peak	END HILLS	8.500 15T	8.400 8	7.775 20	8.650 14	—. OT	33.325 17
18	403	Darcy Drakes	PIT	8.500 15T	8.850 2T	7.900 16	7.875 21	—. OT	33.125 18
19	470	Bethany Beddoe	BRC	8.600 14	7.650 15	8.250 11	8.600 15	—. OT	33.100 19
20	451	Madeline Thompson	AAS	8.900 8T	6.950 19	8.850 2	8.325 19	—. OT	33.025 20
21	477	Tanisha Elliott	GLITZ	8.450 16	7.900 13T	8.275 10T	8.375 18T	—. OT	33.000 21
22	462	Ruby Light	GIS	8.650 13T	6.700 20	8.125 13T	8.775 10	—. OT	32.250 22
23	473	Breanna Cozzio	BTYC YELLOW	8.200 18T	7.150 16	8.625 7T	8.250 20T	—. OT	32.225 23
24	400	Isabella Anastasopoulos	PIT	8.000 19	8.650 6	7.625 21	7.800 23	—. OT	32.075 24





Trans Bass Trial & Judges Invite 6-10

Meet Results

Aug 29-30, 2015

Women / 6L / All Ages

Session: 6

Rank	Num	Name	Gym					Spare	AA
25	458	Morgan Pearce	BALLARAT	8.200 18T	6.400 21	8.100 14	8.525 16	—. 0T	31.225 25
26	471	Esther Wraight	BRC	8.350 17	5.650 22	8.625 7T	7.825 22	—. 0T	30.450 26
27	405	Chloe Roberts	PIT	0.000 20T	7.700 14	7.475 22	8.250 20T	—. 0T	23.425 27
28	463	Luyndsey Upton	GIS	—. 20T	7.050 18	—. 24T	8.975 8T	—. 0T	16.025 28
29*	472	Caitlin Bell	BTYC YELLOW	—. 20*	—. 23*	—. 24*	—. 24*	—. 0*	0.000 29*
29*	402	Latisha Cunsolo	PIT	—. 20*	—. 23*	—. 24*	—. 24*	—. 0*	0.000 29*
29*	401	Lara Boyd	PIT	—. 20*	—. 23*	—. 24*	—. 24*	—. 0*	0.000 29*