





2015 WAG Level 7 - 10 LH Vic Champs

Meet Results

Oct 11, 2015

Page: 1
 Printed: 10/11/2015 2:11:06 PM
 Women 5 / 7U / All Ages
 Session: 1,2
 Judge's Signatures





Rank	Num	Name	Gym					Spare	AA
1	737	Rebecca Wright	Waverley	Diff: 2.400	3.000	3.500	3.500	_____	
				Exec: 9.066	7.800	8.350	8.200	_____	
				ND: _____	_____	_____	_____	_____	
				Final: 11.466	10.800	11.850	11.700	_____	45.816
				Place: 2*	5	2T	2T	0*	1
2	749	Amy Johnston	Warrnambool	Diff: 2.400	3.000	3.400	3.200	_____	
				Exec: 8.733	8.100	8.000	7.650	_____	
				ND: _____	_____	_____	_____	_____	
				Final: 11.133	11.100	11.400	10.850	_____	44.483
				Place: 8	3	6	12	0*	2
3	753	Sarah Pike	Footscray	Diff: 2.400	3.000	3.300	3.200	_____	
				Exec: 8.933	7.333	8.700	7.500	_____	
				ND: _____	_____	_____	_____	_____	
				Final: 11.333	10.333	12.000	10.700	_____	44.366
				Place: 5	8	1	13*	0*	3
4	776	Erin Doupe	Eclipse	Diff: 2.400	2.800	2.200	3.300	_____	
				Exec: 8.700	8.400	8.400	7.900	_____	
				ND: _____	_____	_____	_____	_____	
				Final: 11.100	11.200	10.600	11.200	_____	44.100
				Place: 9	2	11	8	0*	4
5	775	Caeley Marshall	Eclipse	Diff: 2.400	2.200	2.800	3.200	_____	
				Exec: 9.066	7.266	8.750	7.950	_____	
				ND: _____	_____	_____	_____	_____	
				Final: 11.466	9.466	11.550	11.150	_____	43.632
				Place: 2*	14	5	9T	0*	5
6	743	Chiara Ciach	Aerosport Allstars	Diff: 2.400	3.000	3.200	3.500	_____	
				Exec: 8.800	7.966	6.350	8.350	_____	
				ND: _____	_____	_____	_____	_____	
				Final: 11.200	10.966	9.550	11.850	_____	43.566
				Place: 7	4	13	1	0*	6
7	734	Olivia Tan	MLC	Diff: 2.400	2.400	3.400	3.400	_____	
				Exec: 8.466	7.833	7.250	8.300	_____	
				ND: _____	_____	_____	_____	_____	
				Final: 10.866	10.233	10.650	11.700	_____	43.449
				Place: 12	9	9T	2T	0*	7
8	748	Lucinda Cahill	Warrnambool	Diff: 2.400	3.000	3.300	3.200	_____	
				Exec: 8.966	6.366	7.700	8.500	_____	
				ND: _____	_____	_____	_____	_____	
				Final: 11.366	9.366	11.000	11.700	_____	43.432
				Place: 4	15	8	2T	0*	8
9	735	Helen Nguyen-Ngo	MLC	Diff: 2.400	2.900	3.100	1.600	_____	
				Exec: 8.266	7.633	8.500	8.800	_____	
				ND: _____	_____	_____	_____	_____	
				Final: 10.666	10.533	11.600	10.400	_____	43.199
				Place: 15	6	4	16	0*	9
10	761	Tahlia Cooper	CYC	Diff: 2.400	2.300	3.400	3.500	_____	
				Exec: 8.833	9.100	5.700	7.950	_____	
				ND: _____	_____	_____	_____	_____	
				Final: 11.233	11.400	9.100	11.450	_____	43.183
				Place: 6	1	15	5	0*	10

2015 WAG Level 7 - 10 LH Vic Champs

Meet Results

Oct 11, 2015

Page: 2
 Printed: 10/11/2015 2:11:06 PM
 Women 5 / 7U / All Ages
 Session: 1,2





Rank	Num	Name	Gym					Spare	AA
11	727	Ilana Akselrod	Edge	Diff: 2.400 Exec: 9.133 ND: _____ Final: 11.533 Place: 1	2.800 6.766 _____ 9.566 12	2.300 8.350 _____ 10.650 9T	3.200 8.050 _____ 11.250 6T	_____ _____ _____ 0*	42.999 11
12	728	Eliza Leydin	Edge	Diff: 2.400 Exec: 8.033 ND: _____ Final: 10.433 Place: 16	2.800 7.600 _____ 10.400 7	3.000 8.100 _____ 11.100 7	3.200 7.500 _____ 10.700 13*	_____ _____ _____ 0*	42.633 12
13	738	Maisy McCrystal	Waverley	Diff: 2.400 Exec: 8.333 ND: _____ Final: 10.733 Place: 14	2.900 5.700 _____ 8.600 16	2.900 8.950 _____ 11.850 2T	3.600 7.550 _____ 11.150 9T	_____ _____ _____ 0*	42.333 13
14	791	Kate Grills	Jets Shepparton	Diff: 2.400 Exec: 8.600 ND: _____ Final: 11.000 Place: 10	3.100 7.100 _____ 10.200 10	3.300 6.400 _____ 9.700 12	3.300 7.650 _____ 10.950 11	_____ _____ _____ 0*	41.850 14
15	780	Yasmin Linssen	Flyaway	Diff: 2.400 Exec: 8.433 ND: _____ Final: 10.833 Place: 13	2.100 7.566 _____ 9.666 11	2.300 6.600 _____ 8.900 16	3.300 7.950 _____ 11.250 6T	_____ _____ _____ 0*	40.649 15
16	757	Alyse Mifsud	Jets Diamond Creek	Diff: 2.400 Exec: 8.566 ND: _____ Final: 10.966 Place: 11	2.400 7.100 _____ 9.500 13	2.600 6.600 _____ 9.200 14	3.300 7.350 _____ 10.650 15	_____ _____ _____ 0*	40.316 16

2015 WAG Level 7 - 10 LH Vic Champs

Meet Results

Oct 11, 2015





Page: 1
 Printed: 10/11/2015 2:08:37 PM
 Women 5 / 70 / All Ages
 Session: 1,2
 Judge's Signatures

Rank	Num	Name	Gym					Spare	AA
1	718	Zoe Agg	Edge	Diff: 2.400	2.800	3.400	3.500	___	
				Exec: 9.033	8.400	8.400	8.950	___	
				ND: _____	_____	_____	_____	_____	
				Final: 11.433	11.200	11.800	12.450	___	46.883
				Place: 20*	7T	8*	1	0*	1
2	765	Alexis Thiele	MYC	Diff: 2.400	3.100	3.500	3.500	___	
				Exec: 9.700	8.266	7.700	8.350	___	
				ND: _____	_____	_____	_____	_____	
				Final: 12.100	11.366	11.200	11.850	___	46.516
				Place: 1	3	29T	10T	0*	2
3	787	Grace Crichton	Geelong YMCA	Diff: 2.400	3.100	3.900	3.400	___	
				Exec: 8.733	8.400	8.150	8.350	___	
				ND: _____	_____	_____	_____	_____	
				Final: 11.133	11.500	12.050	11.750	___	46.433
				Place: 44*	1	2	13*	0*	3
4	772	Amelia Everard	Eureka	Diff: 2.400	2.900	3.300	3.300	___	
				Exec: 9.100	8.300	8.600	8.300	___	
				ND: _____	_____	_____	_____	_____	
				Final: 11.500	11.200	11.900	11.600	___	46.200
				Place: 12*	7T	6T	22	0*	4
5	766	Samantha Little	MYC	Diff: 2.400	2.800	3.400	3.300	___	
				Exec: 9.066	8.066	8.700	8.350	___	
				ND: _____	_____	_____	_____	_____	
				Final: 11.466	10.866	12.100	11.650	___	46.082
				Place: 15*	20*	1	19T	0*	5
6	783	Rachel McDonald	Essendon Keilor	Diff: 2.400	2.300	3.300	3.200	___	
				Exec: 9.200	8.933	8.700	7.850	___	
				ND: _____	_____	_____	_____	_____	
				Final: 11.600	11.233	12.000	11.050	___	45.883
				Place: 6	6	3	49*	0*	6
7	774	Nikita Jerram	Eclipse	Diff: 2.400	2.800	2.800	3.300	___	
				Exec: 9.166	8.366	8.600	8.450	___	
				ND: _____	_____	_____	_____	_____	
				Final: 11.566	11.166	11.400	11.750	___	45.882
				Place: 7*	11	20T	13T	0*	7
8	750	Bella Scott	YMCA Ballarat	Diff: 2.400	3.000	3.100	3.600	___	
				Exec: 8.600	8.000	8.650	8.350	___	
				ND: _____	_____	_____	_____	_____	
				Final: 11.000	11.000	11.750	11.950	___	45.700
				Place: 52*	15	12*	6	0*	8
9	733	Ruby Sciberras	MLC	Diff: 2.400	2.300	3.400	3.400	___	
				Exec: 8.766	9.033	7.650	8.750	___	
				ND: _____	_____	_____	_____	_____	
				Final: 11.166	11.333	11.050	12.150	___	45.699
				Place: 43	4T	32	3	0*	9
10	763	Jessie Farquharson	MYC	Diff: 2.400	2.800	3.300	3.300	___	
				Exec: 9.100	8.033	8.500	8.200	___	
				ND: _____	_____	_____	_____	_____	
				Final: 11.500	10.833	11.800	11.500	___	45.633
				Place: 12*	22	8T	26*	0*	10

2015 WAG Level 7 - 10 LH Vic Champs

Meet Results

Oct 11, 2015





Rank	Num	Name	Gym					Spare	AA
11	710	Jessica Lang	Maffra	Diff: 2.400	3.000	3.200	3.200	___	
				Exec: 9.066	8.333	8.450	7.950	___	
				ND: _____	_____	_____	_____	___	
				Final: 11.466	11.333	11.650	11.150	___	45.599
				Place: 15*	4T	16	43T	0*	11
12	730	Karina Finlayson	MLC	Diff: 2.400	2.300	2.900	3.300	___	
				Exec: 9.066	8.600	8.900	8.100	___	
				ND: _____	_____	_____	_____	___	
				Final: 11.466	10.900	11.800	11.400	___	45.566
				Place: 15*	16*	8T	33T	0*	12
13	745	Maddison Cook	Warrnambool	Diff: 2.400	3.000	3.400	3.200	___	
				Exec: 9.100	7.600	8.400	8.450	___	
				ND: _____	_____	_____	_____	___	
				Final: 11.500	10.600	11.800	11.650	___	45.550
				Place: 12*	29T	8*	19T	0*	13
14	767	Taylah Hedger	MYC	Diff: 2.400	2.800	3.400	3.300	___	
				Exec: 9.333	8.100	7.850	8.250	___	
				ND: _____	_____	_____	_____	___	
				Final: 11.733	10.900	11.250	11.550	___	45.433
				Place: 4	16*	25T	23*	0*	14
15	701	Candice Tucker	YMCA End Hills	Diff: 2.400	3.300	3.200	3.300	___	
				Exec: 9.566	8.133	8.050	7.450	___	
				ND: _____	_____	_____	_____	___	
				Final: 11.966	11.433	11.250	10.750	___	45.399
				Place: 2	2	25T	60T	0*	15
16	746	Isabelle Linke	Warrnambool	Diff: 2.400	3.000	3.100	3.200	___	
				Exec: 8.600	7.700	8.650	8.700	___	
				ND: _____	_____	_____	_____	___	
				Final: 11.000	10.700	11.750	11.900	___	45.350
				Place: 52*	26	12*	7T	0*	16
17	700	Sophie Cuffe	YMCA End Hills	Diff: 2.400	3.200	3.300	3.400	___	
				Exec: 8.833	7.300	8.650	8.250	___	
				ND: _____	_____	_____	_____	___	
				Final: 11.233	10.500	11.950	11.650	___	45.333
				Place: 36*	33	4T	19T	0*	17
18	764	Ebony Dike	MYC	Diff: 2.400	2.800	3.100	3.400	___	
				Exec: 9.133	7.733	8.400	8.350	___	
				ND: _____	_____	_____	_____	___	
				Final: 11.533	10.533	11.500	11.750	___	45.316
				Place: 10*	32	18	13*	0*	18
19	711	Leyla Berry	Maffra	Diff: 2.400	2.800	3.200	3.400	___	
				Exec: 9.366	7.766	7.950	8.400	___	
				ND: _____	_____	_____	_____	___	
				Final: 11.766	10.566	11.150	11.800	___	45.282
				Place: 3	31	31	12	0*	19
20	751	Abbey Cartledge	YMCA Ballarat	Diff: 2.400	3.000	3.000	3.100	___	
				Exec: 8.900	8.200	7.850	8.800	___	
				ND: _____	_____	_____	_____	___	
				Final: 11.300	11.200	10.850	11.900	___	45.250
				Place: 32*	7T	39	7T	0*	20

2015 WAG Level 7 - 10 LH Vic Champs

Meet Results

Oct 11, 2015





Page: 3
 Printed: 10/11/2015 2:08:38 PM
 Women 5 / 70 / All Ages
 Session: 1,2

Rank	Num	Name	Gym					Spare	AA
21	741	Layla Bilston	Aerosport Allstars	Diff: 2.400	2.800	3.200	3.400	___	
				Exec: 9.166	8.066	8.100	8.050	___	
				ND: _____	_____	_____	_____	___	
				Final: 11.566	10.866	11.300	11.450	___	45.182
				Place: 7*	20*	23T	30T	0*	21
22	723	Zali Cohen	Edge	Diff: 2.400	3.000	3.200	3.200	___	
				Exec: 8.866	7.100	8.550	8.800	___	
				ND: _____	_____	_____	_____	___	
				Final: 11.266	10.100	11.750	12.000	___	45.116
				Place: 34*	46	12T	5	0*	22
23	742	Paris Sanderson	Aerosport Allstars	Diff: 2.400	2.900	3.300	3.400	___	
				Exec: 8.833	7.533	8.400	8.300	___	
				ND: _____	_____	_____	_____	___	
				Final: 11.233	10.433	11.700	11.700	___	45.066
				Place: 36*	34T	15	18	0*	23
24	784	Billi Newton	Essendon Keilor	Diff: 2.400	2.300	3.100	3.300	___	
				Exec: 9.066	8.733	8.250	7.900	___	
				ND: _____	_____	_____	_____	___	
				Final: 11.466	11.033	11.350	11.200	___	45.049
				Place: 15*	14	22	41T	0*	24
25	717	Emily Horan	Knox	Diff: 2.400	2.900	3.600	3.400	___	
				Exec: 8.800	7.433	8.350	8.000	___	
				ND: _____	_____	_____	_____	___	
				Final: 11.200	10.333	11.950	11.400	___	44.883
				Place: 40*	38T	4T	33T	0*	25
26	708	Sophie Gaylor	Bentleigh McKinnon	Diff: 2.400	2.100	3.100	3.500	___	
				Exec: 9.066	9.000	7.450	8.250	___	
				ND: _____	_____	_____	_____	___	
				Final: 11.466	11.100	10.550	11.750	___	44.866
				Place: 15*	13	45T	13*	0*	26
27	720	Taya Bergman	Edge	Diff: 2.400	2.800	2.400	3.500	___	
				Exec: 8.933	7.866	8.150	8.800	___	
				ND: _____	_____	_____	_____	___	
				Final: 11.333	10.666	10.550	12.300	___	44.849
				Place: 30*	27	45T	2	0*	27
28	752	Sarah Abate	Niddrie	Diff: 2.400	2.800	3.500	3.700	___	
				Exec: 8.833	8.100	7.750	7.650	___	
				ND: _____	_____	_____	_____	___	
				Final: 11.233	10.900	11.250	11.350	___	44.733
				Place: 36*	16*	25T	35T	0*	28
29	724	Riley Hodgson	Edge	Diff: 2.400	2.800	2.800	3.300	___	
				Exec: 8.966	7.600	8.500	8.250	___	
				ND: _____	_____	_____	_____	___	
				Final: 11.366	10.400	11.300	11.550	___	44.616
				Place: 25*	36	23T	23*	0*	29
30T	722	Jazmin Dark	Edge	Diff: 2.400	2.800	3.400	3.500	___	
				Exec: 9.166	7.500	7.500	8.250	___	
				ND: _____	_____	_____	_____	___	
				Final: 11.566	10.300	10.900	11.750	___	44.516
				Place: 7*	40*	38	13*	0*	30T

2015 WAG Level 7 - 10 LH Vic Champs

Meet Results

Oct 11, 2015





Rank	Num	Name	Gym					Spare	AA
30T	725	Elleni Moutis	Edge	Diff: 2.400 Exec: 9.133 ND: _____ Final: 11.533 Place: 10*	2.100 9.033 _____ 11.133 12	3.100 7.850 _____ 10.950 33T	3.500 7.400 _____ 10.900 56	_____ _____ _____ 0*	44.516 30T
32	781	Breanna Guglielmo	Essendon Keilor	Diff: 2.400 Exec: 8.966 ND: _____ Final: 11.366 Place: 25*	2.300 8.600 _____ 10.900 16*	3.500 7.450 _____ 10.950 33T	3.400 7.750 _____ 11.150 43T	_____ _____ _____ 0*	44.366 32
33	703	Isabella Reyes	YMCA End Hills	Diff: 2.400 Exec: 8.666 ND: _____ Final: 11.066 Place: 46*	2.800 7.933 _____ 10.733 23*	3.000 8.200 _____ 11.200 29T	3.200 8.150 _____ 11.350 35T	_____ _____ _____ 0*	44.349 33
34	732	Hannah Ilhan	MLC	Diff: 2.400 Exec: 8.433 ND: _____ Final: 10.833 Place: 60	2.300 8.900 _____ 11.200 7T	3.200 8.350 _____ 11.550 17	3.400 7.250 _____ 10.650 62T	_____ _____ _____ 0*	44.233 34
35	762	Ebony Chambers	MYC	Diff: 2.400 Exec: 8.800 ND: _____ Final: 11.200 Place: 40*	3.000 7.033 _____ 10.033 47T	3.300 8.150 _____ 11.450 19	3.500 7.950 _____ 11.450 30T	_____ _____ _____ 0*	44.133 35
36	773	Jacqueline McDonald	Eclipse	Diff: 2.400 Exec: 8.633 ND: _____ Final: 11.033 Place: 49*	2.200 7.366 _____ 9.566 56	3.200 7.750 _____ 10.950 33T	3.200 8.850 _____ 12.050 4	_____ _____ _____ 0*	43.599 36
37	709	Holly Taylor	Maffra	Diff: 2.400 Exec: 9.033 ND: _____ Final: 11.433 Place: 20*	3.000 7.433 _____ 10.433 34T	2.200 8.250 _____ 10.450 48T	3.400 7.800 _____ 11.200 41T	_____ _____ _____ 0*	43.516 37
38	739	Jaz Bratanavicius	Aerosport Allstars	Diff: 2.400 Exec: 8.800 ND: _____ Final: 11.200 Place: 40*	2.800 6.600 _____ 9.400 61	3.100 8.800 _____ 11.900 6T	3.400 7.450 _____ 10.850 57*	_____ _____ _____ 0*	43.350 38
39	706	Sophie McLaughlin	Bentleigh McKinnon	Diff: 2.400 Exec: 9.300 ND: _____ Final: 11.700 Place: 5	2.900 6.933 _____ 9.833 53T	3.400 7.250 _____ 10.650 42T	3.200 7.900 _____ 11.100 45*	_____ _____ _____ 0*	43.283 39
40	715	Simone Clamp	Maffra	Diff: 2.400 Exec: 8.500 ND: _____ Final: 10.900 Place: 56*	2.800 7.533 _____ 10.333 38T	2.500 7.950 _____ 10.450 48T	3.200 8.250 _____ 11.450 30T	_____ _____ _____ 0*	43.133 40

2015 WAG Level 7 - 10 LH Vic Champs

Meet Results

Oct 11, 2015

Page: 5
 Printed: 10/11/2015 2:08:38 PM
 Women 5 / 70 / All Ages
 Session: 1,2





Rank	Num	Name	Gym					Spare	AA
41	771	Samantha De Monte	Eastern	Diff: 2.400 Exec: 8.400 ND: _____ Final: 10.800 Place: 61	2.100 8.633 _____ 10.733 23T	2.800 7.800 _____ 10.600 44	2.700 8.250 _____ 10.950 54T	_____ _____ _____ 0*	43.083 41
42T	719	Zoe Hopping	Edge	Diff: 2.400 Exec: 9.033 ND: _____ Final: 11.433 Place: 20*	2.800 6.633 _____ 9.433 59T	3.400 7.400 _____ 10.800 40	3.200 8.050 _____ 11.250 39T	_____ _____ _____ 0*	42.916 42T
42T	731	Coco Goldacre	MLC	Diff: 2.400 Exec: 8.366 ND: _____ Final: 10.766 Place: 62	2.800 7.800 _____ 10.600 29T	2.400 7.250 _____ 9.650 65	3.600 8.300 _____ 11.900 7T	_____ _____ _____ 0*	42.916 42T
44	778	Simone Walker	Flyaway	Diff: 2.400 Exec: 8.733 ND: _____ Final: 11.133 Place: 44*	2.800 7.100 _____ 9.900 50T	2.700 7.650 _____ 10.350 52	3.400 8.100 _____ 11.500 26T	_____ _____ _____ 0*	42.883 44
45	705	Anna McConville	Bentleigh McKinnon	Diff: 2.400 Exec: 8.600 ND: _____ Final: 11.000 Place: 52*	2.100 7.100 _____ 9.200 65T	3.100 8.300 _____ 11.400 20T	3.500 7.550 _____ 11.050 49T	_____ _____ _____ 0*	42.650 45
46	770	Charlotte Lionnet	Chamford	Diff: 2.400 Exec: 8.133 ND: _____ Final: 10.533 Place: 71	2.400 7.633 _____ 10.033 47T	3.300 7.350 _____ 10.650 42T	3.400 7.900 _____ 11.300 38	_____ _____ _____ 0*	42.516 46
47	716	Ellie Tomazin	Knox	Diff: 2.400 Exec: 8.833 ND: _____ Final: 11.233 Place: 36*	2.900 6.633 _____ 9.533 57	2.400 7.400 _____ 9.800 62	3.400 8.450 _____ 11.850 10T	_____ _____ _____ 0*	42.416 47
48	740	Ellie Milner	Aerosport Allstars	Diff: 2.400 Exec: 8.666 ND: _____ Final: 11.066 Place: 46*	2.800 7.433 _____ 10.233 43	3.200 6.900 _____ 10.100 55T	3.200 7.750 _____ 10.950 54T	_____ _____ _____ 0*	42.349 48
49	788	Tiffany Lever	Geelong YMCA	Diff: 2.400 Exec: 8.633 ND: _____ Final: 11.033 Place: 49*	3.000 7.266 _____ 10.266 42	3.200 6.750 _____ 9.950 58T	3.200 7.850 _____ 11.050 49*	_____ _____ _____ 0*	42.299 49
50	713	Mackenzie Traill	Maffra	Diff: 2.400 Exec: 8.633 ND: _____ Final: 11.033 Place: 49*	2.800 6.833 _____ 9.633 55	2.800 8.150 _____ 10.950 33T	3.200 7.350 _____ 10.550 64	_____ _____ _____ 0*	42.166 50

2015 WAG Level 7 - 10 LH Vic Champs

Meet Results

Oct 11, 2015

Page: 6
 Printed: 10/11/2015 2:08:38 PM
 Women 5 / 70 / All Ages
 Session: 1,2





Rank	Num	Name	Gym					Spare	AA
51	758	Chelsea Webb	Jets Shepparton	Diff: 2.400	3.100	3.000	3.300	___	
				Exec: 8.966	6.266	6.750	8.200	___	
				ND: _____	_____	_____	_____	_____	
				Final: 11.366	9.366	9.750	11.500	___	41.982
				Place: 25*	62	63T	26*	0*	51
52	721	Bella Gorissen	Edge	Diff: 2.400	2.800	2.300	3.400	___	
				Exec: 8.500	6.533	8.100	7.850	___	
				ND: _____	_____	_____	_____	_____	
				Final: 10.900	9.333	10.400	11.250	___	41.883
				Place: 56*	63	50T	39T	0*	52
53	712	Jasmine Schellen	Maffra	Diff: 2.400	3.000	3.000	3.300	___	
				Exec: 8.966	6.300	7.100	7.800	___	
				ND: _____	_____	_____	_____	_____	
				Final: 11.366	9.300	10.100	11.100	___	41.866
				Place: 25*	64	55T	45T	0*	53
54	754	Abbie Pearson	Jets Diamond Creek	Diff: 2.400	2.200	2.300	3.300	___	
				Exec: 8.933	7.000	7.900	7.900	___	
				ND: _____	_____	_____	-0.100	_____	
				Final: 11.333	9.200	10.200	11.100	___	41.833
				Place: 30*	65T	54	45T	0*	54
55	702	Lily Machuca-Merar	YMCA End Hills	Diff: 2.400	3.000	2.600	3.500	___	
				Exec: 8.666	6.866	6.900	7.850	___	
				ND: _____	_____	_____	_____	_____	
				Final: 11.066	9.866	9.500	11.350	___	41.782
				Place: 46*	52	67	35T	0*	55
56	777	Lowri Hammins	Flyaway	Diff: 2.400	3.000	2.700	3.200	___	
				Exec: 8.500	7.366	6.250	8.300	___	
				ND: _____	_____	_____	_____	_____	
				Final: 10.900	10.366	8.950	11.500	___	41.716
				Place: 56*	37	70	26T	0*	56
57T	760	Rikki Andison	CYC	Diff: 2.400	2.800	2.400	3.500	___	
				Exec: 9.000	7.933	6.150	7.500	___	
				ND: _____	_____	_____	_____	_____	
				Final: 11.400	10.733	8.550	11.000	___	41.683
				Place: 23*	23*	72	53	0*	57T
57T	736	Chelsea Knight	Waverley	Diff: 2.400	2.800	3.200	3.300	___	
				Exec: 8.300	5.933	7.500	8.250	___	
				ND: _____	_____	_____	_____	_____	
				Final: 10.700	8.733	10.700	11.550	___	41.683
				Place: 65*	71	41	23*	0*	57T
59	792	Sophia Hodgson	Edge	Diff: 2.400	2.800	3.100	2.200	___	
				Exec: 8.966	7.500	6.750	7.850	___	
				ND: _____	_____	_____	_____	_____	
				Final: 11.366	10.300	9.850	10.050	___	41.566
				Place: 25*	40*	61	70	0*	59
60	793	Janine Fitzgerald	Eastern	Diff: 2.400	2.100	2.500	2.600	___	
				Exec: 8.200	8.100	7.900	7.750	___	
				ND: _____	_____	_____	_____	_____	
				Final: 10.600	10.200	10.400	10.350	___	41.550
				Place: 69	44	50T	67	0*	60

2015 WAG Level 7 - 10 LH Vic Champs

Meet Results

Oct 11, 2015

Page: 7
 Printed: 10/11/2015 2:08:39 PM
 Women 5 / 70 / All Ages
 Session: 1,2





Rank	Num	Name	Gym					Spare	AA
61	756	Kaitlyn Malone	Jets Diamond Creek	Diff: 2.400	2.200	3.300	3.300	___	
				Exec: 7.833	7.300	7.950	7.000	___	
				ND: _____	_____	_____	_____	___	
				Final: 10.233	9.500	11.250	10.300	___	41.283
				Place: 73	58	25T	68	0*	61
62	729	Katelyn Anninga	Dolphin	Diff: 2.400	2.400	2.000	3.300	___	
				Exec: 8.333	8.233	7.200	7.350	___	
				ND: _____	_____	_____	_____	___	
				Final: 10.733	10.633	9.200	10.650	___	41.216
				Place: 63*	28	68*	62T	0*	62
63	755	Georgia Agati	Jets Diamond Creek	Diff: 2.400	2.400	2.900	3.300	___	
				Exec: 8.300	6.366	7.650	7.750	___	
				ND: _____	_____	_____	_____	___	
				Final: 10.700	8.766	10.550	11.050	___	41.066
				Place: 65*	70	45T	49T	0*	63
64	785	Olivia Pantic	Essendon Keilor	Diff: 2.400	2.300	3.100	3.400	___	
				Exec: 8.900	7.633	5.550	7.450	___	
				ND: _____	_____	_____	_____	___	
				Final: 11.300	9.933	8.650	10.850	___	40.733
				Place: 32*	49	71	57*	0*	64
65	779	Jeanie Heer	Flyaway	Diff: 2.400	2.300	2.400	2.800	___	
				Exec: 8.166	7.133	7.350	8.000	___	
				ND: _____	_____	_____	_____	___	
				Final: 10.566	9.433	9.750	10.800	___	40.549
				Place: 70	59T	63T	59	0*	65
66	704	Shannan Levin	Bentleigh McKinnon	Diff: 2.400	2.100	3.100	3.500	___	
				Exec: 8.533	6.800	7.150	6.650	___	
				ND: _____	_____	_____	_____	___	
				Final: 10.933	8.900	10.250	10.150	___	40.233
				Place: 55	69	53	69	0*	66
67	790	Olivia Mitrevski	PIT	Diff: 2.400	2.800	2.300	3.100	___	
				Exec: 9.000	7.033	5.850	7.650	___	
				ND: _____	_____	_____	_____	___	
				Final: 11.400	9.833	8.150	10.750	___	40.133
				Place: 23*	53T	73	60T	0*	67
68	747	Caitlin Clough	Warrnambool	Diff: 2.400	2.800	2.600	2.700	___	
				Exec: 8.466	6.300	6.950	7.750	___	
				ND: _____	_____	_____	_____	___	
				Final: 10.866	9.100	9.550	10.450	___	39.966
				Place: 59	67*	66	65	0*	68
69	759	Eve Keane	Jets Shepparton	Diff: 2.400	3.100	2.300	3.200	___	
				Exec: 8.333	5.033	7.600	7.900	___	
				ND: _____	_____	_____	_____	___	
				Final: 10.733	8.133	9.900	11.100	___	39.866
				Place: 63*	72	60	45*	0*	69
70T	714	Isabelle Platt	Maffra	Diff: 2.400	2.800	2.300	3.300	___	
				Exec: 8.300	4.866	8.650	7.100	___	
				ND: _____	_____	_____	_____	___	
				Final: 10.700	7.666	10.950	10.400	___	39.716
				Place: 65*	73	33T	66	0*	70T

2015 WAG Level 7 - 10 LH Vic Champs

Meet Results

Oct 11, 2015





Page: 8
 Printed: 10/11/2015 2:08:39 PM
 Women 5 / 70 / All Ages
 Session: 1,2

Rank	Num	Name	Gym					Spare	AA
70T	768	Lia Curcio	Chamford	Diff: 2.400	2.800	2.900	2.900	___	
				Exec: 8.866	6.300	7.050	6.500	___	
				ND: _____	_____	_____	_____	_____	
				Final: 11.266	9.100	9.950	9.400	___	39.716
				Place: 34*	67*	58T	71	0*	70T
72	707	Maddy Hille	Bentleigh McKinnon	Diff: 2.400	2.100	2.000	2.900	___	
				Exec: 8.033	8.033	7.200	5.500	___	
				ND: _____	_____	_____	_____	_____	
				Final: 10.433	10.133	9.200	8.400	___	38.166
				Place: 72	45	68*	72	0*	72
73	786	Jacqui Gould	Essendon Keilor	Diff: 2.400	2.100	2.800	0.000	___	
				Exec: 8.266	7.800	7.250	0.000	___	
				ND: _____	_____	_____	_____	_____	
				Final: 10.666	9.900	10.050	0.000	___	30.616
				Place: 68	50T	57	73	0*	73

2015 WAG Level 7 - 10 LH Vic Champs

Team Results

Oct 11, 2015





Rank	Gym	Team	Score					Spare
1	MYC	1	138.865	35.333 1	33.132 3	35.350 1	35.050 5	0.000 OT
2	MLC	1	137.081	33.498 11	33.433 1	34.400 5T	35.750 2	0.000 OT
3	Edge	EB	136.782	34.532 3	31.600 10	34.450 4	36.200 1	0.000 OT
4	Warrnambool	1	136.599	33.999 9T	32.400 5	34.950 2	35.250 3	0.000 OT
5	Aerosport Allstars	1	136.164	33.999 9T	32.265 7	34.900 3	35.000 6T	0.000 OT
6	YMCA End Hills	1	135.681	34.265 5T	32.666 4	34.400 5T	34.350 10	0.000 OT
7	Essendon Keilor	1	135.298	34.432 4	33.166 2	34.300 8	33.400 13	0.000 OT
8	Maffra	1	135.197	34.665 2	32.332 6	33.750 10	34.450 8	0.000 OT
9	Eclipse	1	134.964	34.132 8	31.932 9	33.900 9	35.000 6T	0.000 OT
10	Edge	EL	134.364	34.265 5T	32.199 8	32.800 11	35.100 4	0.000 OT
11	Bentleigh McKinnon	1	131.732	34.166 7	31.066 11	32.600 12	33.900 12	0.000 OT
12	Waverley	1	129.832	32.899 13	28.133 14	34.400 5T	34.400 9	0.000 OT
13	Flyaway	1	126.098	32.866 14	29.932 12	29.050 14	34.250 11	0.000 OT
14	Jets Diamond Creek	1	125.999	32.999 12	28.200 13	32.000 13	32.800 14	0.000 OT

2015 WAG Level 7 - 10 LH Vic Champs

Meet Results

Oct 11, 2015

Page: 1
 Printed: 10/11/2015 5:04:31 PM
 Women / 8U / All Ages
 Session: 3
 Judge's Signatures





Rank	Num	Name	Gym					AA
1	806	Tahlia Winter-Weidner	Flyaway	Diff: 2.400	3.100	3.800	3.600	
				Exec: 8.800	8.533	8.633	8.400	
				ND:				
				Final: <u>11.200</u>	<u>11.633</u>	<u>12.433</u>	<u>12.000</u>	47.266
				Place: 1	1	1	1	1

2015 WAG Level 7 - 10 LH Vic Champs

Meet Results

Oct 11, 2015

Page: 1
 Printed: 10/11/2015 5:04:28 PM
 Women / 80 / All Ages
 Session: 3
 Judge's Signatures





Rank	Num	Name	Gym					AA
1	823	Tess Kettle	Edge	Diff: 2.400 Exec: 9.200 ND: _____ Final: 11.600 Place: 7*	3.400 8.633 _____ 12.033 1	3.400 8.666 _____ 12.066 2	3.900 8.400 _____ 12.300 1	47.999 1
2	816	Mika Suzuki	Jets Diamond Creek	Diff: 4.000 Exec: 8.933 ND: _____ Final: 12.933 Place: 1	3.100 7.600 _____ 10.700 9	3.400 7.533 _____ 10.933 12	3.600 8.600 _____ 12.200 2	46.766 2
3T	811	Monica Gorgjevski	PIT	Diff: 3.200 Exec: 8.500 ND: _____ Final: 11.700 Place: 3	3.000 7.833 _____ 10.833 7T	3.600 8.333 _____ 11.933 3T	4.200 7.550 _____ 11.750 4	46.216 3T
3T	830	Megan Tresize	Eureka	Diff: 2.400 Exec: 8.733 ND: _____ Final: 11.133 Place: 21	3.400 7.700 _____ 11.100 5	3.600 8.933 _____ 12.533 1	3.600 7.850 _____ 11.450 11	46.216 3T
5	813	Ella McCorkell	Warrnambool	Diff: 2.400 Exec: 8.866 ND: _____ Final: 11.266 Place: 18	3.200 7.666 _____ 10.866 6	3.400 8.533 _____ 11.933 3T	3.500 8.400 _____ 11.900 3	45.965 5
6	820	Lynn Kroll	MLC	Diff: 2.400 Exec: 8.600 ND: _____ Final: 11.000 Place: 22	3.600 8.133 _____ 11.733 2	3.400 8.266 _____ 11.666 6	3.600 7.500 _____ -0.100 22	45.399 6
7	824	Zoe Stock	Edge	Diff: 2.400 Exec: 9.266 ND: _____ Final: 11.666 Place: 4	2.400 8.033 _____ 10.433 11T	2.800 8.800 _____ 11.600 7	3.600 7.750 _____ 11.350 14T	45.049 7
8	810	Kristina Gorgjevski	PIT	Diff: 2.400 Exec: 9.200 ND: _____ Final: 11.600 Place: 7*	2.300 8.533 _____ 10.833 7T	3.300 7.733 _____ 11.033 10	3.800 7.700 _____ 11.500 7T	44.966 8
9	815	Cleopatra Lowery	Jets Diamond Creek	Diff: 3.200 Exec: 8.666 ND: _____ Final: 11.866 Place: 2	2.600 7.833 _____ 10.433 11T	3.400 7.600 _____ 11.000 11	3.800 7.850 _____ 11.650 6	44.949 9
10	814	Cassandra Robinson	BTYC	Diff: 2.400 Exec: 8.966 ND: _____ Final: 11.366 Place: 15	2.500 7.833 _____ 10.333 13	3.000 8.866 _____ 11.866 5	3.300 7.950 _____ 11.250 18	44.815 10

2015 WAG Level 7 - 10 LH Vic Champs

Meet Results

Oct 11, 2015

Page: 2
 Printed: 10/11/2015 5:04:28 PM
 Women / 80 / All Ages
 Session: 3





Rank	Num	Name	Gym					AA
11	829	Airleigh Frigo	Eureka	Diff: 2.400 Exec: 9.100 ND: _____ Final: 11.500 Place: 11*	2.500 8.633 _____ 11.133 4	3.300 7.133 _____ 10.433 16T	3.700 7.800 _____ 11.500 7T	44.566 11
12	809	Claudia Perri	PIT	Diff: 2.400 Exec: 9.100 ND: _____ Final: 11.500 Place: 11*	2.300 8.000 _____ 10.300 14	3.100 8.300 _____ 11.400 8	3.500 7.850 _____ 11.350 14*	44.550 12
13	821	Mollie Moloney	MLC	Diff: 2.400 Exec: 9.233 ND: _____ Final: 11.633 Place: 5T	3.300 6.966 _____ 10.266 15	3.000 7.733 _____ 10.733 14T	3.500 7.900 _____ 11.400 12*	44.032 13
14	822	Nicky Vetsikas	CYC	Diff: 2.400 Exec: 8.800 ND: _____ Final: 11.200 Place: 19	3.400 8.266 _____ 11.666 3	3.200 6.833 _____ 10.033 21	3.600 7.500 _____ 11.100 21	43.999 14
15	826	Suibhan McBain	Edge	Diff: 2.400 Exec: 9.166 ND: _____ Final: 11.566 Place: 10	2.400 6.800 _____ 9.200 26	2.800 7.933 _____ 10.733 14T	3.400 8.100 _____ 11.500 7T	42.999 15
16	808	Hayley Baldasso	PIT	Diff: 2.400 Exec: 9.033 ND: _____ Final: 11.433 Place: 13	3.200 7.400 _____ 10.600 10	2.700 7.066 _____ 9.766 22	3.600 7.550 _____ 11.150 19T	42.949 16
17	804	Michaela Clare-Cover	Eastern	Diff: 2.400 Exec: 9.000 ND: _____ Final: 11.400 Place: 14	3.000 6.800 _____ 9.800 17T	2.600 7.033 _____ 9.633 25T	3.800 7.900 _____ 11.700 5	42.533 17
18	827	Amelia Foote	Geelong YMCA	Diff: 3.000 Exec: 8.633 ND: _____ Final: 11.633 Place: 5T	2.500 6.833 _____ 9.333 24	3.100 7.066 _____ 10.166 20	3.500 7.900 _____ 11.400 12*	42.532 18
19	805	Katherine Frean	Eastern	Diff: 2.400 Exec: 8.500 ND: _____ Final: 10.900 Place: 23T	3.000 6.566 _____ 9.566 22	3.200 8.100 _____ 11.300 9	3.500 7.250 _____ 10.750 23*	42.516 19
20	803	Nada Hasan	Eastern	Diff: 2.400 Exec: 8.200 ND: _____ Final: 10.600 Place: 29	2.500 7.000 _____ 9.500 23	3.300 7.466 _____ 10.766 13	3.500 8.000 _____ 11.500 7T	42.366 20

2015 WAG Level 7 - 10 LH Vic Champs

Meet Results

Oct 11, 2015





Page: 3
 Printed: 10/11/2015 5:04:29 PM
 Women / 80 / All Ages
 Session: 3

Rank	Num	Name	Gym					AA
21	801	Bec Martin	Eastern	Diff: 2.400 Exec: 8.300 ND: _____ Final: 10.700 Place: 27	3.200 6.866 _____ 10.066 16	2.600 7.633 _____ 10.233 18	3.300 8.000 _____ 11.300 17	42.299 21
22	817	Adele Hepworth	Jets Diamond Creek	Diff: 3.200 Exec: 8.400 ND: _____ Final: 11.600 Place: 7T	3.000 6.666 _____ 9.666 21	2.800 6.833 _____ 9.633 25T	3.500 7.850 _____ 11.350 14*	42.249 22
23	825	Michaela Wakeling	Edge	Diff: 2.400 Exec: 8.900 ND: _____ Final: 11.300 Place: 16*	3.000 6.766 _____ 9.766 19T	2.900 6.833 _____ 9.733 23	3.200 7.950 _____ 11.150 19T	41.949 23
24	812	Bec Gould	PIT	Diff: 2.400 Exec: 8.766 ND: _____ Final: 11.166 Place: 20	2.300 7.466 _____ 9.766 19T	1.600 7.533 _____ 9.133 28	3.500 7.250 _____ 10.750 23*	40.815 24
25	802	Adelaid Hawkins	Eastern	Diff: 2.400 Exec: 8.900 ND: _____ Final: 11.300 Place: 16*	3.000 5.600 _____ 8.600 29	3.100 7.100 _____ 10.200 19	3.300 7.300 _____ 10.600 26	40.700 25
26	818	Elise Hepworth	Jets Diamond Creek	Diff: 2.400 Exec: 8.233 ND: _____ Final: 10.633 Place: 28	3.300 5.533 _____ 8.833 28	2.500 7.933 _____ 10.433 16T	3.600 7.100 _____ 10.700 25	40.599 26
27	828	Hayley McGuane	Geelong YMCA	Diff: 3.000 Exec: 7.900 ND: _____ Final: 10.900 Place: 23T	1.200 7.866 _____ 9.066 27	2.600 7.066 _____ 9.666 24	3.400 7.150 _____ 10.550 27	40.182 27
28	819	Ruby Dyson	Jets Diamond Creek	Diff: 2.400 Exec: 8.400 ND: _____ Final: 10.800 Place: 25	1.900 7.366 _____ 9.266 25	2.400 6.966 _____ 9.366 27	3.600 6.600 _____ 10.200 28	39.632 28
29	807	Danielle Chan	PIT	Diff: 2.400 Exec: 8.366 ND: _____ Final: 10.766 Place: 26	2.300 7.500 _____ 9.800 17T	1.900 6.000 _____ 7.900 29	2.500 7.150 _____ 9.650 29	38.116 29

2015 WAG Level 7 - 10 LH Vic Champs

Team Results

Oct 11, 2015





Rank	Gym	Team	Score				
1	Edge	ED1	136.613	34.832 2	32.232 2	34.399 1	35.1 2
2	PIT	PI1	136.032	34.800 3	32.266 1	34.366 2	34.6 3
3	Jets Diamond Creek	JE1	134.764	36.399 1	30.799 3	32.366 3	35.2 1
4	Eastern	EA1	129.831	33.600 4	29.432 4	32.299 4	34.5 4

2015 WAG Level 7 - 10 LH Vic Champs

Meet Results

Oct 11, 2015

Page: 1
 Printed: 10/11/2015 6:41:46 PM
 Women / 9U / All Ages
 Session: 4
 Judge's Signatures





Rank	Num	Name	Gym					AA
1	913	Celia Kelsall	Dolphin	Diff: 2.400	1.200	2.600	3.900	
				Exec: 8.900	8.633	7.833	7.700	
				ND:				
				Final: <u>11.300</u>	<u>9.833</u>	<u>10.433</u>	<u>11.600</u>	43.166
				Place: 1	1	1	1	1

2015 WAG Level 7 - 10 LH Vic Champs

Meet Results

Oct 11, 2015

Page: 1
 Printed: 10/11/2015 6:41:44 PM
 Women / 90 / All Ages
 Session: 4
 Judge's Signatures





Rank	Num	Name	Gym					AA
1	908	Amanda Stuart	Edge	Diff: 4.000 Exec: 8.566 ND: Final: 12.566 Place: 1	3.100 8.433 11.533 1	4.000 8.133 12.133 2	4.000 8.066 -0.100 11.966 7	48.198 1
2	904	Leah Stangerlin	Jets Diamond Creek	Diff: 3.600 Exec: 8.700 ND: Final: 12.300 Place: 2	1.800 8.766 10.566 6	3.300 8.566 11.866 5	4.200 8.166 12.366 3	47.098 2
3	906	Amy Welsh	Edge	Diff: 2.400 Exec: 9.333 ND: Final: 11.733 Place: 5	2.400 7.366 9.766 11T	3.100 9.300 12.400 1	4.100 8.700 12.800 1	46.699 3
4	907	Jessica Smithson	Edge	Diff: 2.400 Exec: 9.466 ND: Final: 11.866 Place: 4	2.300 8.366 10.666 5	3.200 8.033 11.233 8	3.800 8.666 12.466 2	46.231 4
5	905	Hailey Thomas	Jets Diamond Creek	Diff: 2.400 Exec: 8.533 ND: Final: 10.933 Place: 12*	2.900 8.500 11.400 2	3.000 8.366 11.366 7	3.500 8.600 12.100 5	45.799 5
6	902	Amber Jackson	Jets Diamond Creek	Diff: 3.200 Exec: 8.033 ND: Final: 11.233 Place: 11	1.600 8.666 10.266 8	3.200 8.900 12.100 3	3.600 8.333 11.933 8T	45.532 6
7	911	Carly Ervine	Eclipse	Diff: 3.200 Exec: 8.933 ND: Final: 12.133 Place: 3	1.600 8.866 10.466 7	3.400 7.600 11.000 9T	3.500 8.400 11.900 10	45.499 7
8	909	Amy Pfeifer	Eastern	Diff: 2.400 Exec: 9.066 ND: Final: 11.466 Place: 7	2.300 7.833 10.133 9	3.000 8.500 11.500 6	3.600 8.633 12.233 4	45.332 8
9	901	Phoebe Chakar	Jets Diamond Creek	Diff: 2.400 Exec: 8.533 ND: Final: 10.933 Place: 12*	2.700 8.566 11.266 3	2.600 8.400 11.000 9T	3.900 8.100 12.000 6	45.199 9
10	903	Aleisha McKay	Jets Diamond Creek	Diff: 3.200 Exec: 8.200 ND: Final: 11.400 Place: 9T	1.800 8.200 10.000 10	3.800 7.166 10.966 12	4.200 7.733 11.933 8T	44.299 10

2015 WAG Level 7 - 10 LH Vic Champs

Meet Results

Oct 11, 2015

Page: 2
 Printed: 10/11/2015 6:41:44 PM
 Women / 90 / All Ages
 Session: 4





Rank	Num	Name	Gym					AA
11	912	Georgia Dunstan	Eclipse	Diff: 2.400 Exec: 9.033 ND: _____ Final: 11.433 Place: 8	1.600 9.166 _____ 10.766 4	2.300 7.966 _____ 10.266 13	2.900 8.433 _____ 11.333 13	43.798 11
12	900	Brittany Green	Jets Diamond Creek	Diff: 3.200 Exec: 8.300 ND: _____ Final: 11.500 Place: 6	1.800 7.966 _____ 9.766 11T	2.800 8.200 _____ 11.000 9T	3.600 7.866 _____ 11.466 12	43.732 12
13	910	Tori Harris	Eclipse	Diff: 2.400 Exec: 9.000 ND: _____ Final: 11.400 Place: 9T	2.400 6.033 _____ 8.433 13	3.200 8.733 _____ 11.933 4	3.000 8.566 _____ 11.566 11	43.332 13

2015 WAG Level 7 - 10 LH Vic Champs

Team Results

Oct 11, 2015

Page: 1
Printed: 10/11/2015 6:41:34 PM
Women / 90,9U / All Ages
Session: 4





Rank	Gym	Team	Score				
1	Edge	ED2	141.128	36.165 1	31.965 2	35.766 1	37.232 1
2	Jets Diamond Creek	JE2	138.563	35.200 2	32.098 1	34.966 2	36.299 2
3	Eclipse	EC1	132.629	34.966 3	29.665 3	33.199 3	34.799 3

2015 WAG Level 7 - 10 LH Vic Champs

Meet Results

Oct 11, 2015

Page: 1
 Printed: 10/11/2015 6:41:48 PM
 Women / 10 / All Ages
 Session: 4
 Judge's Signatures





Rank	Num	Name	Gym					AA
1	100	Fiona Keys	Banyule YMCA	Diff: 3.000 Exec: 8.533 ND: Final: 11.533 Place: 1	0.700 9.600 10.300 1	2.400 7.566 9.966 3	3.300 7.266 10.566 1	42.365 1
2	102	Laura Mackenzie	Banyule YMCA	Diff: 2.400 Exec: 8.400 ND: Final: 10.800 Place: 3	1.000 8.400 9.400 2	3.100 7.700 10.800 1	2.100 7.466 9.566 2	40.566 2
3	101	Isabella Ganino	Banyule YMCA	Diff: 2.400 Exec: 8.500 ND: Final: 10.900 Place: 2	1.000 7.966 8.966 3	2.200 8.433 10.633 2	2.500 6.600 9.100 3	39.599 3

2015 WAG Level 7 - 10 LH Vic Champs

Team Results

Oct 11, 2015

Page: 1
Printed: 10/11/2015 6:41:41 PM
Women / 10 / All Ages
Session: 4

Rank	Gym	Team	Score				
1	Banyule YMCA	BA1	122.530	33.233 1	28.666 1	31.399 1	29.232 1