





Chalk Vic Champ Quals Limited Hours

Team Results - ALP 5 Limited Hours





Oct 17-18, 2015

Rank	Gym	Team	Score				
1	AAS	AOR	112.225	28.300 2	27.850 4	28.225 1	27.850 3
2	MDG	MDG	111.900	27.950 4T	27.975 3	28.175 2	27.800 4
3	EDG	EDG	110.850	27.500 10	28.150 1	27.300 5	27.900 2
4	NID	NI1	110.450	27.950 4T	27.625 6	27.475 4	27.400 9
5	JGI	JGI	110.025	27.950 4T	27.500 7	27.200 7	27.375 10T
6	EKG	EKB	110.000	28.400 1	27.200 10	27.050 10	27.350 12T
7	YEH	YEH	109.975	26.650 17T	27.750 5	27.100 8T	28.475 1
8	JDC	JDR	109.900	27.850 8	26.875 12	27.575 3	27.600 5
9	BAL	BAL	109.550	27.950 4T	26.825 13	27.225 6	27.550 6
10	BRC	BR1	109.275	27.300 11	28.050 2	26.775 14	27.150 18
11	YGB	YGB	108.250	26.900 14T	27.475 8	26.575 17	27.300 14T
12	WSG	WSG	108.150	27.250 12T	26.575 17T	27.025 11T	27.300 14T
13	BTY	BTY	108.100	27.250 12T	26.650 16	27.025 11T	27.175 17
14	JGS	JS1	107.950	28.000 3	26.550 19	26.050 24	27.350 12T
15	CHA	CAG	107.375	27.650 9	26.800 14T	26.650 15T	26.275 28T
16	WGC	WGC	106.925	26.650 17T	27.325 9	25.500 28	27.450 7T
17	AAS	ABL	106.900	26.700 16	26.525 20	26.425 20	27.250 16
18	EGC	EAS	106.825	25.550 30	26.800 14T	27.100 8T	27.375 10T

Chalk Vic Champ Quals Limited Hours

Team Results - ALP 5 Limited Hours

Oct 17-18, 2015

Rank	Gym	Team	Score				
19	FLY	FLY	106.225	26.400 21	26.575 17T	26.550 18	26.700 23
20	PIT	PI3	106.000	26.650 17T	26.075 22T	26.225 22T	27.050 19
21	ENE	ENP	105.675	26.250 25	26.275 21	26.650 15T	26.500 25
22	KNO	KNO	104.750	25.850 26	25.050 31	26.825 13	27.025 20
23	MLC	ML3	104.575	26.300 22T	25.475 26	25.850 27	26.950 21
24	BMK	BMK	104.275	25.650 28T	27.100 11	25.175 29	26.350 26T
25	BAY	BAY	103.375	25.650 28T	24.250 32	26.025 25T	27.450 7T
26T	WES	WES	103.300	24.700 32	25.450 27T	26.225 22T	26.925 22
26T	MAF	MFF	103.300	26.900 14T	25.200 30	26.500 19	24.700 33
28	AAS	ABK	103.275	25.200 31	25.450 27T	26.350 21	26.275 28T
29	MOR	MOR	102.950	26.300 22T	24.100 33	26.025 25T	26.525 24
30	EKG	EKS	102.075	26.450 20	25.550 25	24.125 32	25.950 31
31	MGA	MGA	102.000	25.700 27	25.425 29	24.825 30	26.050 30
32	JDC	JDG	101.825	26.300 22T	25.900 24	23.275 33	26.350 26T
33	EUR	EUR	100.625	24.650 33	26.075 22T	24.400 31	25.500 32

Chalk Vic Champ Quals Limited Hours

Meet Results - ALP 5 Limited Under 12

Oct 17-18, 2015

Page: 1
 Printed: 10/17/2015 8:02:40 PM
 Women / 5U / All Ages
 Session: 1,2,3A,4A
 Judge's Signatures





Rank	Num	Name	Gym					AA
1	331	Jasmine Kuerschner	MDG	9.450 2	9.450 1T	9.350 4	9.325 4T	37.575 1
2	314	Emma DuBlet	BTY	9.250 6T	9.175 10T	9.225 6T	9.450 2	37.100 2
3	325	Mia Ritter	JDC	9.650 1	9.125 12	9.100 8	9.150 10T	37.025 3
4	318	Olivia Cullen	CYC	9.050 9T	9.325 5T	9.250 5	9.100 13T	36.725 4
5	330	Grace Scott-Thomas	MDG	9.150 8	9.275 7T	9.525 1	8.750 27	36.700 5
6	310	Yasmin Higham	BRC	8.850 17T	9.275 7T	9.225 6T	9.325 4T	36.675 6
7T	317	Olivia Knipe	CYC	9.250 6T	8.825 18	8.950 14	9.550 1	36.575 7T
7T	301	Maya Brady	AAS	8.900 15T	8.875 16	9.400 2T	9.400 3	36.575 7T
9	333	Peta Mahoney	WSG	9.300 4T	9.325 5T	8.700 20T	9.200 8T	36.525 9
10	311	Alessandra Pian	BRC	9.000 11T	9.425 3	9.050 9	8.650 29T	36.125 10
11	336	Mikayla Clarke	YGB	8.750 21	9.250 9	8.975 13	9.100 13T	36.075 11
12	309	Georgia Marks	BRC	9.300 4T	9.175 10T	8.300 32	9.075 15	35.850 12
13	300	Simona Ciach	AAS	9.050 9T	9.075 14	8.650 23T	9.000 19T	35.775 13
14	315	Ariel Ruben	CHA	9.350 3	8.750 21	8.650 23T	8.850 23T	35.600 14
15	313	Mia Salomon	BTY	9.000 11T	8.725 22T	8.800 18T	9.000 19T	35.525 15
16	326	Santina Rossignuolo	JGS	8.850 17T	8.800 19T	8.400 28T	9.300 6	35.350 16
17	320	Sophie Chin	EGC	7.800 34T	9.100 13	9.400 2T	9.025 17T	35.325 17
18	316	Mia Vati	CHA	8.800 19T	8.550 26T	9.000 11T	8.775 26	35.125 18
19	303	Scarlett Kerr	AAS	8.550 24	8.725 22T	8.900 16	8.850 23T	35.025 19
20	302	Ashlyn Stow	AAS	8.700 22T	8.850 17	8.200 33T	9.200 8T	34.950 20
21	340	Leila Yucel	WES	8.700 22T	8.425 29T	8.800 18T	9.000 19T	34.925 21
22	328	Lorelei Sykes	KNO	8.900 15T	8.325 32	8.700 20T	8.925 22	34.850 22
23	327	Ella Russell	KNO	8.450 27	8.200 34	9.025 10	9.150 10T	34.825 23
24	329	Gemma Vanderydt	MOR	9.000 11T	8.575 25	8.350 30T	8.725 28	34.650 24
25	324	Lana Heer	FLY	8.500 25T	8.800 19T	8.850 17	8.450 32T	34.600 25
26T	308	Charlotte Garbelotto	BRC	9.000 11T	9.350 4	7.400 38	8.650 29T	34.400 26T

Chalk Vic Champ Quals Limited Hours

Meet Results - ALP 5 Limited Under 12

Oct 17-18, 2015

Page: 2
 Printed: 10/17/2015 8:02:40 PM
 Women / 5U / All Ages
 Session: 1,2,3A,4A

Rank	Num	Name	Gym					AA
26T	304	Makeely Rogers	AAS	8.400 28T	8.425 29T	8.550 27	9.025 17T	34.400 26T
28	322	MIA GRAY	ENE	8.400 28T	8.550 26T	8.925 15	8.500 31	34.375 28
29	321	Briana Jones	EGC	8.200 31	8.425 29T	8.200 33T	9.250 7	34.075 29
30	305	Emma Dowsing	BMK	8.500 25T	8.475 28	7.950 36	9.050 16	33.975 30
31	339	Megan Herrmann	WES	7.800 34T	8.700 24	8.625 26	8.800 25	33.925 31
32	332	Jenna Cahill	WSG	8.800 19T	8.250 33	8.650 23T	7.900 35	33.600 32
33	312	Ruby Lucas	BTY	7.650 36	8.150 35	9.000 11T	8.450 32T	33.250 33
34	306	Sophie Knights	BMK	7.900 33	9.450 1T	8.100 35	7.750 36	33.200 34
35	307	Jasmine Harper	BMK	8.350 30	8.025 37	8.350 30T	8.350 34	33.075 35
36	337	Tess Schutz	BAY	8.150 32	7.000 38	8.400 28T	9.150 10T	32.700 36
37	323	Carolyn Fritch	EUR	6.200 37	8.125 36	7.900 37	7.400 37	29.625 37
38	335	Emily McPhail	YEH	— 38	8.975 15	8.700 20T	— 38	17.675 38

Chalk Vic Champ Quals Limited Hours

Meet Results - ALP 5 Limited Under 14

Oct 17-18, 2015

Page: 1
 Printed: 10/17/2015 8:01:19 PM
 Women / 5M / All Ages
 Session: 1,2,3A,4A
 Judge's Signatures

Rank	Num	Name	Gym					AA
1	401	Leonie Klemen	AAS	9.700 1	9.525 1	9.475 2T	8.925 49	37.625 1
2	423	Anna Ghuliani	EDG	9.400 11T	9.500 2	8.950 26T	9.350 3T	37.200 2
3	406	Ruby Ellul	BAL	9.150 21T	9.150 14T	9.475 2T	9.300 8T	37.075 3
4	425	Bree Whorlton	EDG	9.100 26T	9.400 3T	9.150 7T	9.350 3T	37.000 4
5	488	Alicia Yiannios	WGC	9.650 2T	9.325 5	8.850 37T	9.150 13T	36.975 5
6	475	Tara Cabansag	NID	9.100 26T	9.050 18	9.500 1	9.300 8T	36.950 6
7	435	Alessia Fisticchia	EKG	9.600 4	8.950 26T	9.050 13T	9.150 13T	36.750 7
8T	436	Kate Flanagan	EKG	9.350 13T	9.150 14T	8.775 43T	9.425 2	36.700 8T
8T	402	Ella Jackman	AAS	9.150 21T	8.900 30T	9.350 4T	9.300 8T	36.700 8T
10	400	Bridie McCallum	AAS	9.450 8T	9.250 8T	8.700 48	9.150 13T	36.550 10
11	421	Annabelle Kerwin	EGC	9.200 19T	9.275 6T	8.950 26T	9.100 22T	36.525 11
12T	454	Charlotte Robinson	JGI	9.550 5	8.975 22T	9.025 19	8.950 46T	36.500 12T
12T	408	Brynne Timewell	BAL	9.450 8T	9.000 21	8.900 34T	9.150 13T	36.500 12T
14	450	Sarah Streat	JDC	9.300 15T	8.975 22T	9.125 10	9.025 37	36.425 14
15T	458	Matilda Casanelia	JGS	9.500 6T	8.900 30T	9.000 20T	9.000 38T	36.400 15T
15T	424	Sunny Millis	EDG	9.000 34T	9.250 8T	9.050 13T	9.100 22T	36.400 15T
17T	456	Zoe Smith	JGI	9.200 19T	9.150 14T	8.650 49T	9.350 3T	36.350 17T
17T	497	Chelsea Grylewicz	YGB	9.100 26T	9.200 10T	8.950 26T	9.100 22T	36.350 17T
19T	464	Kaysha Mallinson	MAF	9.150 21T	9.200 10T	9.000 20T	8.850 53T	36.200 19T
19T	496	Summer McKenzie	YEH	9.050 31T	8.875 33T	9.150 7T	9.125 20T	36.200 19T
21T	409	Sinead Ross	YEH	8.750 50T	9.400 3T	8.525 59T	9.475 1	36.150 21T
21T	403	Amalee Freestone	AAS	9.250 17T	8.950 26T	8.900 34T	9.050 34T	36.150 21T
21T	426	India Kennedy	EDG	9.000 34T	8.850 35T	9.100 11T	9.200 11T	36.150 21T
24	445	Kristina Jevric	GUA	9.150 21T	8.950 26T	9.000 20T	8.900 50T	36.000 24
25	407	Tamara Swift	BAL	9.350 13T	8.675 52T	8.850 37T	9.100 22T	35.975 25
26	438	Katia Taranto	EKG	9.450 8T	9.075 17	8.650 49T	8.775 55	35.950 26

Chalk Vic Champ Quals Limited Hours

Meet Results - ALP 5 Limited Under 14

Oct 17-18, 2015

Page: 2
 Printed: 10/17/2015 8:01:19 PM
 Women / 5M / All Ages
 Session: 1,2,3A,4A

Rank	Num	Name	Gym					AA
27	495	Alyse Nagle	YEH	8.600 60T	8.925 29	9.000 20T	9.350 3T	35.875 27
28T	427	Mia Reitberger	EDG	9.000 34T	8.725 47T	8.850 37T	9.100 22T	35.675 28T
28T	476	Georgia Dynon	NID	8.900 42T	8.900 30T	8.925 32T	8.950 46T	35.675 28T
30T	441	Rosabel Ramsdell	FLY	8.450 73T	9.025 19T	9.050 13T	9.100 22*	35.625 30T
30T	498	Tayla Moody	YGB	9.050 31T	8.825 39	8.650 49T	9.100 22*	35.625 30T
32	483	Jessica Cicuto	PIT	9.000 34T	8.750 42T	8.850 37T	9.000 38T	35.600 32
33	440	Molly Corr	FLY	9.400 11T	8.350 66T	8.650 49T	9.150 13T	35.550 33
34T	457	Ruby Wolfli	JGI	9.100 26T	8.750 42T	9.050 13*	8.600 69T	35.500 34T
34T	481	Isabelle Morgan	PIT	8.750 50T	8.700 49T	9.050 13*	9.000 38T	35.500 34T
36	469	Tegan Schiller	MLC	9.050 31T	8.875 33T	8.575 57	8.950 46T	35.450 36
37	453	Emily Okalyi	JDC	8.850 47T	7.800 82	9.350 4T	9.350 3T	35.350 37
38	437	Kiara Gerber-Corn	EKG	9.250 17T	8.850 35T	8.375 65	8.850 53T	35.325 38
39	452	Jasmine Davis-Hill	JDC	8.550 65T	8.650 54T	8.950 26T	9.100 22T	35.250 39
40T	418	Bridget Bryant	CHA	9.500 6T	8.850 35T	9.000 20T	7.850 85	35.200 40T
40T	419	Emily Gaudry	CHA	8.700 55T	9.200 10T	8.650 49T	8.650 64T	35.200 40T
42	486	Izzy Bateman	WSG	8.100 83T	8.750 42T	9.150 7T	9.150 13T	35.150 42
43	446	Alysha Casas	GUA	8.950 41	7.900 80	9.250 6	9.000 38T	35.100 43
44T	404	Taleigha Rogers	AAS	8.750 50T	8.725 47T	8.600 55T	9.000 38T	35.075 44T
44T	447	Alexandra Hanley	JDC	8.900 42T	8.775 40T	8.650 49T	8.750 56T	35.075 44T
46	415	Jessica Haydon	BRC	9.150 21T	9.275 6T	8.050 77T	8.550 72T	35.025 46
47T	451	Madeline Gallagher	JDC	8.650 58T	8.975 22T	8.275 72	9.100 22T	35.000 47T
47T	429	NIEVE CAMPBELL	ENE	8.900 42T	8.775 40T	8.325 67T	9.000 38T	35.000 47T
49	487	Catherine Ayre	WGC	8.500 68T	9.175 13	8.100 76	9.150 13T	34.925 49
50	411	Jasmine Harris	BAY	9.100 26T	8.050 75T	8.525 59T	9.200 11T	34.875 50
51T	434	Juliana Da Silva	EKG	8.300 79	8.975 22T	9.050 13T	8.500 75T	34.825 51T
51T	416	Alexandra Mason-Virtue	BTY	8.700 55T	8.675 52T	8.800 41T	8.650 64T	34.825 51T

Chalk Vic Champ Quals Limited Hours

Meet Results - ALP 5 Limited Under 14

Oct 17-18, 2015

Page: 3
 Printed: 10/17/2015 8:01:19 PM
 Women / 5M / All Ages
 Session: 1,2,3A,4A





Rank	Num	Name	Gym					AA
53	468	Kartia Cosentino	MLC	8.700 55T	8.200 71T	8.975 25	8.900 50T	34.775 53
54T	480	Jessica Curtis	PIT	8.750 50*	8.625 56	8.325 67T	9.050 34T	34.750 54T
54T	439	Elisha Amenta	EKG	9.000 34T	8.050 75T	8.950 26T	8.750 56T	34.750 54T
54T	405	Vada Pitt	AAS	8.350 76T	8.575 59T	8.925 32T	8.900 50T	34.750 54T
54T	477	Nikita Smith	JGS	8.750 50*	8.850 35T	8.600 55T	8.550 72T	34.750 54T
58	414	Jessica Robbins	BRC	8.850 47T	8.550 61	8.500 61	8.750 56T	34.650 58
59	412	Faith Harper	BMK	8.550 65T	8.700 49T	8.725 47	8.550 72T	34.525 59
60	472	Elizabeth Heyblom	MOR	8.500 68T	8.125 73T	8.750 45T	9.100 22T	34.475 60
61T	459	Bridget Catania	JGS	9.650 2T	7.775 83	8.450 62	8.575 71	34.450 61T
61T	489	Lili Carrol	WES	8.200 80	8.325 68T	8.800 41T	9.125 20T	34.450 61T
63T	448	Lauren Cairns	JDC	9.300 15T	8.600 57T	8.000 79	8.500 75T	34.400 63T
63T	499	Elizabeth Koerner	YGB	8.500 68T	9.025 19T	8.425 63	8.450 78T	34.400 63T
65T	470	Jana Brisbane Bacon	MLC	8.550 65T	8.400 63	8.300 69T	9.100 22T	34.350 65T
65T	462	Lauren Richards	MAF	8.900 42T	8.000 77T	8.950 26T	8.500 75T	34.350 65T
67	417	Isabella Dussin	BTY	9.000 34T	8.750 42T	7.750 83	8.725 62	34.225 67
68T	455	Meagan Shore	JGI	9.000 34T	7.300 86	8.775 43T	9.075 33	34.150 68T
68T	465	Chloe Gerecke	MGA	8.650 58T	8.350 66T	8.400 64	8.750 56T	34.150 68T
70	413	Alison Tormey	BMK	8.600 60T	8.375 64T	8.350 66	8.750 56T	34.075 70
71	433	Alana Siccita	EKG	8.600 60T	8.500 62	8.300 69T	8.650 64T	34.050 71
72T	466	Monique Blain	MGA	8.450 73T	8.375 64T	8.125 75	8.975 45	33.925 72T
72T	482	Alessia Zugaro	PIT	8.900 42T	8.575 59T	7.800 81T	8.650 64T	33.925 72T
72T	467	Kirsty Bresnan	MGA	8.600 60T	8.700 49T	8.300 69T	8.325 81	33.925 72T
75	461	Meg Mulraney	JGS	8.150 81T	8.650 54T	8.250 73	8.600 69T	33.650 75
76	422	Lucy Roe	EGC	8.150 81T	8.275 70	8.750 45T	8.450 78T	33.625 76
77	410	Charli Duncan	BAY	7.800 86	7.700 84	9.100 11T	9.000 38T	33.600 77
78T	460	Zoe Sicali	JGS	8.100 83T	8.600 57T	7.650 84	9.050 34T	33.400 78T

Chalk Vic Champ Quals Limited Hours

Meet Results - ALP 5 Limited Under 14

Oct 17-18, 2015

Page: 4
 Printed: 10/17/2015 8:01:19 PM
 Women / 5M / All Ages
 Session: 1,2,3A,4A

Rank	Num	Name	Gym					AA
78T	473	Lexi King	MOR	8.400 75	7.400 85	8.900 34T	8.700 63	33.400 78T
80	442	Hannah Parr	FLY	8.500 68T	7.975 79	8.050 77T	8.275 82	32.800 80
81	463	Jana Hennig	MAF	8.850 47T	8.000 77T	8.550 58	7.350 87	32.750 81
82	432	Isabella Travaglini	EKG	8.600 60T	8.200 71T	7.450 85	8.450 78T	32.700 82
83	428	ELYSE BOULTON	ENE	8.050 85	8.125 73T	7.800 81T	8.650 64T	32.625 83
84	449	Samantha Russell	JDC	8.350 76T	8.325 68T	7.000 87	8.750 56T	32.425 84
85	443	Chelsea Medwell	FLY	7.300 87	8.750 42T	8.225 74	8.100 83	32.375 85
86	430	TAMSYN ROGERS	ENE	8.350 76T	7.875 81	7.900 80	7.550 86	31.675 86
87	471	Chloe Bailey	MOR	8.500 68T	7.100 87	7.150 86	8.050 84	30.800 87

Chalk Vic Champ Quals Limited Hours

Meet Results - ALP 5 Limited Over 14

Oct 17-18, 2015





Page: 1
 Printed: 10/17/2015 8:01:53 PM
 Women / 50 / All Ages
 Session: 1,2,3A,4A
 Judge's Signatures

Rank	Num	Name	Gym					AA
1	513	Lisa Horn	MDG	9.350 3	9.250 4	9.100 5T	9.275 2	36.975 1
2	520	Renee Romeike	YEH	8.850 13T	9.375 2T	8.950 8	9.650 1	36.825 2
3	521	Sara Theodotou	NID	9.750 1	9.150 5	8.675 13	8.900 11	36.475 3
4	515	Nicola Scarso	MDG	8.950 9T	8.825 12T	9.300 2	9.200 3	36.275 4
5	523	Brooke Smith	NID	9.100 6T	8.950 7T	9.050 7	9.150 4T	36.250 5
6	505	ANNABELLE BAHUTH	ENE	8.950 9T	8.950 7T	9.400 1	8.850 12	36.150 6
7	508	Pearl Schembri	JGI	9.200 5	9.375 2T	9.125 3T	8.200 23	35.900 7
8	506	Crystal McDonald	EUR	9.450 2	8.950 7T	8.400 17	9.050 7T	35.850 8
9	516	Melinda Moncrieff	WSG	9.100 6T	8.500 16T	9.125 3T	8.950 9T	35.675 9
10	514	Courtney Mason	MDG	8.900 11T	8.925 11	8.800 10	8.800 13	35.425 10
11	507	Sarah Keogh	EUR	9.000 8	9.000 6	8.100 21T	9.050 7T	35.150 11
12	501	Melanie Wines	BAN	9.300 4	8.775 14	8.300 19	8.750 14T	35.125 12
13T	522	Holly Stronell	NID	8.650 16T	9.425 1	8.200 20	8.750 14T	35.025 13T
13T	518	Maisey Waayers	WGC	8.500 18T	8.825 12T	8.550 14T	9.150 4T	35.025 13T
15	524	Sarah Blyth	WAR	8.900 11T	8.300 19T	8.450 16	8.700 16T	34.350 15
16	511	Maya Germano	KNO	8.500 18T	8.025 23	9.100 5T	8.700 16T	34.325 16
17	517	Millie White	WSG	8.850 13T	8.375 18	8.750 11	8.300 21T	34.275 17
18	525	Paige Blyth	WAR	8.650 16T	8.075 22	8.700 12	8.550 18	33.975 18
19	500	Meg Hellard	AAS	8.250 22	8.300 19T	8.900 9	8.400 20	33.850 19
20	519	Selena Davy	BAY	8.400 20T	8.500 16T	7.700 24	9.100 6	33.700 20
21	510	Mia Perkins	KNO	7.550 24	8.525 15	8.550 14T	8.950 9T	33.575 21
22	502	Julia Mazzagatti	BMK	8.400 20T	8.950 7T	8.100 21T	7.225 24	32.675 22
23	512	Paula Hendrikse	MOR	8.800 15	6.600 24	8.375 18	8.500 19	32.275 23
24	503	Isabelle Smart	BMK	7.950 23	8.175 21	7.825 23	8.300 21T	32.250 24

Unlimited Hours Chalk Vic Champ Quals

Team Results - ALP 5 Unlimited Hours

Oct 17-18, 2015

Rank	Gym	Team	Score				
1	CHA	CAG	110.062	26.899 2	28.149 1	26.832 2	28.182 6
2	MLC	ML1	109.296	26.632 3	27.683 4	26.432 3	28.549 1
3	MLC	ML2	108.396	26.399 4	28.016 3	25.732 5	28.249 3T
4	PIT	PI1	108.347	25.566 8	27.266 6	27.266 1	28.249 3T
5	MYC	MYC	107.829	26.032 7	28.032 2	25.832 4	27.933 9
6	YGB	YG1	107.129	26.166 6	27.282 5	25.449 8	28.232 5
7	WGC	WGC	106.813	27.099 1	26.048 11	25.150 10	28.516 2
8	GYG	GY1	106.128	26.198 5	26.700 9	25.665 6	27.565 11
9	BTY	BTY	105.180	25.066 10	26.600 10	25.565 7	27.949 8
10	JGI	JGI	105.094	24.665 12	27.215 7	25.232 9	27.982 7
11	RES	RE1	104.314	25.232 9	27.116 8	24.333 11	27.633 10
12	FLY	FLY	100.746	24.932 11	25.233 12	23.865 12	26.716 12

Unlimited Hours Chalk Vic Champ Quals

Meet Results - ALP 5 Unlimited Hours Under 11

Oct 17-18, 2015

Page: 1
 Printed: 10/18/2015 7:10:27 PM
 Women / 5U / All Ages
 Session: 6B,7B
 Judge's Signatures

Rank	Num	Name	Gym					AA
1	16	Taylah Scott	WGC	8.933 1T	9.716 1	8.700 6	9.533 1T	36.882 1
2	9	Hayley Azzopardi	JGI	8.833 4	8.933 11	9.083 1	9.300 9T	36.149 2
3	1	Chanel Simsic	AAS	8.700 7	9.116 5	8.883 2	9.366 7T	36.065 3
4	14	JESS ELAND	MYC	8.933 1T	9.066 8T	8.583 9	9.450 3	36.032 4
5	17	Louisa Toose	YGB	8.533 8	9.083 7	8.566 10	9.533 1T	35.715 5
6	15	Sienna Caridi	PIT	8.433 11T	9.050 10	8.716 5	9.416 4T	35.615 6
7	4	Indi Jarvis	CHA	8.733 5T	9.066 8T	8.800 3	9.000 19	35.599 7
8	21	Ella Gleeson	YGB	8.900 3	9.233 4	8.233 13	8.983 20	35.349 8
9	12	NATASHA DINICOLANTONI	MYC	8.466 10	9.100 6	8.466 11	9.183 12T	35.215 9
10	3	Maddie Higgins	CHA	8.433 11T	8.883 13	8.633 8	9.150 15	35.099 10
11	11	GRACIE TURNER	MYC	7.866 21	9.566 2	8.366 12	9.100 16	34.898 11
12	18	Ava Burrows	YGB	8.733 5T	8.200 21	8.650 7	9.283 11	34.866 12
13	13	EBONI PENNY	MYC	7.166 24	9.350 3	8.783 4	9.300 9T	34.599 13
14	20	April Crumpler	YGB	8.500 9	8.450 20	8.133 16	9.416 4T	34.499 14
15	22	Skyler Lilly	RES	8.266 16T	8.650 19	8.150 14T	9.183 12T	34.249 15
16	23	Lili Bardic	RES	8.233 19	8.700 18	8.150 14T	9.083 17T	34.166 16
17	19	Georgia Lennox	YGB	8.200 20	8.833 15	7.916 21	9.166 14	34.115 17
18	10	Poppy Collins	JGI	7.666 22T	8.916 12	8.066 17	9.366 7T	34.014 18
19	5	Lacey Harrison	FLY	8.300 15	8.850 14	7.966 18T	8.883 22	33.999 19
20	7	Ruby Taylor	FLY	8.266 16T	8.733 17	7.933 20	8.750 23	33.682 20
21	2	Kiera Thomas	BTY	8.333 14	8.066 22	7.416 23	9.383 6	33.198 21
22	24	Katie Saywell	RES	7.666 22T	8.800 16	7.750 22	8.933 21	33.149 22
23	6	Thea McFarlane	FLY	8.266 16T	7.650 23	7.966 18T	9.083 17T	32.965 23
24	8	Jessica Kemp	FLY	8.366 13	7.516 24	7.300 24	8.616 24	31.798 24

Unlimited Hours Chalk Vic Champ Quals

Meet Results - ALP 5 Unlimited Hours Under 13

Oct 17-18, 2015

Page: 1
 Printed: 10/18/2015 7:06:34 PM
 Women / 5M / All Ages
 Session: 6B,7B
 Judge's Signatures





Rank	Num	Name	Gym					AA
1	107	Ruby Wilcock	CHA	9.166 2	9.183 10	9.083 4	9.466 6	36.898 1
2	121	Bianca Hall	MLC	8.866 9T	9.150 11	9.383 1	9.416 10T	36.815 2
3	120	Amelia Entwisle	MLC	8.700 15	9.500 2	8.483 16	9.550 2T	36.233 3
4	122	Tess Hayes	MLC	8.666 16	9.600 1	8.333 22T	9.566 1	36.165 4
5	143	Sky Austin	WGC	9.233 1	8.966 20T	8.400 21	9.550 2T	36.149 5
6	133	Riena Kusaka	PIT	8.333 27T	9.083 15	9.333 2	9.383 14	36.132 6
7	126	Anastasia Mitropoulos	MLC	8.966 6	9.233 8	8.533 15	9.333 20T	36.065 7
8	108	Milla Richardson	CHA	8.733 13T	9.300 6	8.550 14	9.333 20T	35.916 8
9	130	Jessica Chang	PIT	8.400 23T	8.983 18T	9.100 3	9.416 10T	35.899 9
10	102	Rachel Triantafillis	BAL	8.200 33T	9.400 3	8.733 7T	9.400 12T	35.733 10
11	109	Cecily Pope	CHA	8.200 33T	9.116 12T	9.016 5	9.350 18T	35.682 11
12	125	Nicola Lim Joon	MLC	8.933 7T	8.900 24T	8.300 24	9.450 7T	35.583 12
13	124	Annabelle Wingrove	MLC	8.400 23T	8.933 23	8.716 9T	9.483 5	35.532 13
14	127	Sabine Keenan	MLC	8.833 11	8.850 28T	8.333 22T	9.500 4	35.516 14
15	131	Myah Terry	PIT	8.300 29T	8.900 24T	8.833 6	9.450 7T	35.483 15
16	106	Erin Lawson	BTY	8.400 23T	9.000 17	8.633 11T	9.366 15T	35.399 16
17T	123	Naomi Lee	MLC	8.733 13T	9.283 7	8.000 32	9.366 15T	35.382 17T
17T	113	Trinity Knight	GYG	9.066 4	8.850 28T	8.566 13	8.900 34T	35.382 17T
19	140	Selma Dracic	RES	8.500 20T	9.333 5	8.033 29T	9.150 28T	35.016 19
20	134	Arabella Dimarco	PIT	8.566 19	8.683 33	8.733 7T	9.000 33	34.982 20
21	117	Gemma Callinan	JGI	8.166 35	9.366 4	8.083 27	9.316 22	34.931 21
22	137	Carly Crews	RES	8.466 22	8.983 18T	8.033 29T	9.300 23	34.782 22
23T	111	Grace Clarke	GYG	8.866 9T	8.750 30T	7.783 35	9.366 15T	34.765 23T
23T	118	Lyn Marie Spencer	KNO	9.133 3	8.616 34	7.666 37	9.350 18T	34.765 23T
25	132	Anneliese Beadle	PIT	8.600 18	9.200 9	8.033 29T	8.900 34T	34.733 25
26	101	Jasmine Thompson	AAS	9.000 5	8.950 22	7.333 40	9.400 12T	34.683 26

Unlimited Hours Chalk Vic Champ Quals

Meet Results - ALP 5 Unlimited Hours Under 13

Oct 17-18, 2015

Page: 2
 Printed: 10/18/2015 7:06:34 PM
 Women / 5M / All Ages
 Session: 6B,7B





Rank	Num	Name	Gym					AA
27	112	Destiny Huynh	GYG	8.266 31T	8.750 30T	8.466 17T	9.166 27	34.648 27
28	105	Hayley Harrop	BTY	8.066 36	8.900 24T	8.466 17T	9.200 25T	34.632 28
29	136	Keira Kennedy	RES	8.300 29T	9.016 16	8.183 25	9.083 30	34.582 29
30	104	Cara Chen	BTY	8.333 27T	8.700 32	8.466 17T	9.050 31	34.549 30
31	119	Olivia Black	KNO	8.266 31T	8.883 27	8.100 26	9.200 25T	34.449 31
32	128	Natasha Matters	MLC	8.366 26	8.400 35T	8.716 9T	8.900 34T	34.382 32
33T	129	MOLLY UNKLES	MYC	8.633 17	9.116 12T	7.483 39	8.883 37	34.115 33T
33T	144	Kira Dunn	YGB	8.500 20T	8.966 20T	7.883 33T	8.766 38T	34.115 33T
35	116	Sarina Angus	GYG	8.033 37	8.283 38	8.416 20	9.150 28T	33.882 35
36	142	Zoe Williams	WGC	8.933 7T	7.366 40	8.050 28	9.433 9	33.782 36
37	115	Emily Crawford	GYG	7.566 40	9.100 14	8.633 11T	8.033 40	33.332 37
38	110	Emma Miller	GYG	7.866 39	8.333 37	7.883 33T	9.216 24	33.298 38
39	114	Charla Kurul	GYG	7.966 38	8.400 35T	7.600 38	9.033 32	32.999 39
40	135	Chloe Males (Individual)	PIT	8.800 12	7.400 39	7.733 36	8.766 38T	32.699 40

Unlimited Hours Chalk Vic Champ Quals

Meet Results - ALP 5 Unlimited Hours Over 13

Oct 17-18, 2015





Page: 1
 Printed: 10/18/2015 7:07:07 PM
 Women / 50 / All Ages
 Session: 6B,7B
 Judge's Signatures

Rank	Num	Name	Gym					AA
1	204	Julia Olson	CHA	8.900 1	9.383 2	8.883 1	9.366 1	36.532 1
2	205	Bella Thomas	CHA	8.833 2	9.466 1	8.866 2	9.350 2	36.515 2
3	203	Beth Isaac	BTY	8.200 3	8.483 3	7.583 3	8.733 3	32.999 3

Chalk Vic Champ Quals Limited Hours

Team Results - ALP 6 Limited Hours





Oct 17-18, 2015

Rank	Gym	Team	Score				
1	NID	NI4	109.739	27.833 1	27.275 4	27.132 1	27.499 2
2	MLC	ML6	108.364	27.332 5	27.300 3	26.366 2	27.366 3
3	BTY	BTN	108.198	27.699 2	27.900 1	25.333 9	27.266 4
4	EKG	EBK	106.914	27.499 3	27.050 5	25.666 7	26.699 7
5	EGC	EGC	106.431	26.433 11	27.750 2	25.048 11	27.200 5
6	GYG	GYG	106.021	27.199 6	26.825 6	25.382 8	26.615 9
7	CYC	CYC	105.972	26.332 13T	25.875 13	26.083 4	27.682 1
8	BAL	BAO	105.705	27.432 4	26.575 8	25.033 12	26.665 8
9	ENE	ENE	105.497	26.765 8	25.900 11T	26.349 3	26.483 12
10	YEH	YER	105.373	26.699 10	26.525 9	25.766 5	26.383 13
11	CHA	CHA	104.047	26.399 12	26.100 10	24.999 13	26.549 11
12	PIT	PI6	103.621	26.899 7	26.725 7	23.832 15	26.165 15
13	BTY	BTG	102.546	26.065 17	24.850 14	25.049 10	26.582 10
14	MYC	MY3	102.013	26.332 13T	25.900 11T	24.399 14	25.382 17
15	JGI	GIS	101.097	26.732 9	21.500 17	25.716 6	27.149 6
16	YGB	BAR	99.672	26.232 15	23.625 16	23.799 16	26.016 16
17	YEH	YEB	99.538	26.066 16	24.125 15	23.032 17	26.315 14
18	AAS	AAS	68.299	18.366 18	16.250 20	16.150 19	17.533 19

Chalk Vic Champ Quals Limited Hours

Team Results - ALP 6 Limited Hours

Oct 17-18, 2015





Rank	Gym	Team	Score				
19	GGA	GGA	68.123	17.799 20	17.125 18	15.966 20	17.233 20
20	EKG	IND	67.297	18.033 19	16.400 19	16.232 18	16.632 22
21	ECL	ECL	66.632	17.299 22	16.100 21	15.600 22	17.633 18
22	BRC	BRC	65.797	17.132 23	15.800 22	15.699 21	17.166 21
23	MYC	IND	63.540	17.499 21	14.675 24	15.533 24	15.833 24
24	MAF	MAF	63.488	15.832 24	15.625 23	15.599 23	16.432 23
25	EUR	EUB	31.657	7.433 25	8.275 25	7.133 25	8.816 25

Chalk Vic Champ Quals Limited Hours

Meet Results - ALP 6 Limited Hours Under 13

Oct 17-18, 2015

Page: 1
 Printed: 10/18/2015 7:12:28 PM
 Women / 6U / All Ages
 Session: 5,6A,7A
 Judge's Signatures

Rank	Num	Name	Gym					AA
1	2006	Eliza Hood	EGC	9.100 2	9.425 1	8.516 5	9.150 3	36.191 1
2	2010	Michaela Morris	NID	9.200 1	9.125 3	8.533 4	9.116 4	35.974 2
3	2011	Holly Williamson	NID	8.900 5	9.100 4	9.033 1	8.750 9	35.783 3
4	2005	Eva Hamilton	EGC	8.600 8T	9.325 2	8.466 6	8.983 5	35.374 4
5	2003	Kizzie Stirling	CYC	8.600 8T	8.500 9	8.850 2	9.216 1	35.166 5
6	2002	Stephane Cooper	CYC	8.866 6	8.325 10	8.650 3	8.883 6	34.724 6
7	2009	Ruby Light	JGI	8.933 4	8.775 8	8.183 8	8.783 7	34.674 7
8	2004	Natasha Scandizzo	CYC	8.500 10	9.025 5	7.850 9	9.200 2	34.575 8
9	2000	Olivia Mackenzie	CHA	8.466 11	8.900 6T	8.316 7	8.766 8	34.448 9
10	2012	Finley Pearce	YGB	8.766 7	8.900 6T	7.533 11	8.650 11	33.849 10
11	2007	Kacie Higgins	GYG	8.966 3	6.825 11	7.833 10	8.683 10	32.307 11

Chalk Vic Champ Quals Limited Hours

Meet Results - ALP 6 Limited Hours Over 13

Oct 17-18, 2015

Page: 1
 Printed: 10/18/2015 7:11:35 PM
 Women / 6O / All Ages
 Session: 5,6A,7A
 Judge's Signatures

Rank	Num	Name	Gym					AA
1	3018	Cara Graham	BTY	9.300 5T	9.575 1	8.733 10T	9.083 10T	36.691 1
2	3059	Isabella Harvey	MLC	9.166 12T	9.275 3	8.600 17	9.400 1	36.441 2
3	3004	Meg Watts	BAL	9.266 7T	9.025 14T	8.700 13T	9.366 2	36.357 3
4	3069	Jessica Lloyd	NID	9.233 9	8.825 23T	9.033 2T	9.233 4	36.324 4
5	3055	Isabel Ruscigno	MLC	9.000 23	9.300 2	8.883 6T	9.016 16T	36.199 5
6	3067	Tess Molea	NID	9.400 1T	8.525 34T	9.066 1	9.150 7	36.141 6
7	3050	Eleanor Borg	JGI	9.333 3T	8.525 34T	9.033 2T	9.183 5T	36.074 7
8	3033	TATUM COTTERRELL	ENE	8.966 24T	9.200 6	8.916 4T	8.883 31T	35.965 8
9	3056	Annabel Whiter	MLC	9.166 12T	8.725 28T	8.883 6T	8.950 24T	35.724 9
10T	3011	Ella Gurry	BTY	9.266 7T	9.100 7T	8.200 35T	9.083 10T	35.649 10T
10T	3036	Reannan Vella	EKG	8.966 24T	9.250 4	8.700 13T	8.733 41T	35.649 10T
12	3083	Mietta Tanis	YGB	9.033 18T	9.075 9T	8.566 19	8.950 24T	35.624 12
13	3041	Laura Scilio	EKG	9.333 3T	8.725 28T	8.450 24	9.100 8T	35.608 13
14	3068	Sophie Law	NID	8.533 57T	9.050 12T	8.916 4T	8.966 20T	35.465 14
15	3003	Darci Gale	BAL	9.200 10T	9.000 16T	8.183 38T	9.016 16T	35.399 15
16	3079	Felicity Jagusch	YEH	9.033 18T	9.075 9T	8.883 6T	8.400 60T	35.391 16
17	3044	Lily Dawson	GYG	8.933 31	8.750 27	8.733 10T	8.966 20T	35.382 17
18	3016	Jocelyn Lau	BTY	9.133 15T	9.225 5	8.183 38T	8.783 38	35.324 18
19	3030	LAUREN MILLER	ENE	8.833 38T	8.650 31T	8.733 10T	9.050 14T	35.266 19
20	3040	Matilda Hart Dirosa	EKG	9.200 10T	8.825 23T	8.516 21	8.600 52	35.141 20
21	3039	Madison Petinella	EKG	8.966 24T	8.975 18	8.333 28T	8.866 33	35.140 21
22	3021	Hayley Nguyen	CHA	9.033 18T	8.875 22	8.283 32	8.933 26T	35.124 22
23	3070	Alyssa Mercuri	PIT	9.133 15T	9.075 9T	7.900 56	8.883 31T	34.991 23
24	3014	Paris Dardoumbos	BTY	8.600 55T	8.925 20T	8.400 26T	9.000 18T	34.925 24
25	3081	Taryn Mangione	YEH	8.766 42T	8.100 53T	8.783 9	9.083 10T	34.732 25
26	3048	Matilda Finch	GGA	8.766 42T	9.100 7T	8.150 43T	8.700 44T	34.716 26

Chalk Vic Champ Quals Limited Hours

Meet Results - ALP 6 Limited Hours Over 13

Oct 17-18, 2015

Page: 2
 Printed: 10/18/2015 7:11:35 PM
 Women / 6O / All Ages
 Session: 5,6A,7A

Rank	Num	Name	Gym					AA
27	3023	Madeleine Atkinson	CYC	8.866 35T	8.350 40T	8.200 35T	9.266 3	34.682 27
28	3074	Lara Boyd	PIT	8.966 24T	8.350 40T	8.266 33T	8.966 20T	34.548 28
29	3012	Mia Yoannidis	BTY	8.866 35T	8.525 34T	8.533 20	8.583 53	34.507 29
30	3043	Emily Bagnara	GYG	9.300 5T	9.050 12T	7.116 75	8.966 20T	34.432 30
31	3013	Olivia Gill	BTY	8.666 46T	8.450 39	8.333 28T	8.916 28	34.365 31
32	3046	Hannah Peart	GYG	8.900 32T	9.025 14T	8.483 23	7.933 71	34.341 32
33	3000	Madeline Thompson	AAS	9.400 1T	7.950 59	8.200 35T	8.700 44T	34.250 33
34	3082	Jasmine Peak	YEH	8.900 32T	8.925 20T	7.750 65	8.650 47T	34.225 34
35	3028	Alyssa Levy	ECL	8.666 46T	7.850 63	8.700 13T	8.900 29T	34.116 35
36	3058	Chloe Manson	MLC	8.666 46T	8.300 43T	8.266 33T	8.850 34T	34.082 36
37	3001	Ruby Ruggero	AAS	8.966 24T	8.300 43T	7.950 54	8.833 36	34.049 37
38	3085	Sarah Wladysiuk	CYC	8.433 65T	8.200 50	8.583 18	8.750 40	33.966 38
39	3035	Lauren Howitt	EKG	9.133 15T	8.100 53T	8.316 30T	8.416 58T	33.965 39
40	3002	Natasha Bowden	BAL	8.966 24T	8.550 33	8.150 43T	8.283 65T	33.949 40
41	3008	Bethany Beddoe	BRC	8.666 46T	8.100 53T	8.433 25	8.733 41T	33.932 41
42	3064	SASKIA THOMAS	MYC	9.166 12T	8.775 26	8.050 48	7.833 73T	33.824 42
43	3080	Clare Carroll	YEH	8.500 60T	8.525 34T	8.100 45T	8.650 47T	33.775 43
44	3077	Claire Zutenis	YEH	9.033 18T	7.900 60T	7.983 53	8.766 39	33.682 44
45	3017	Emma Whitla	BTY	8.533 57T	7.875 62	8.183 38T	9.083 10T	33.674 45
46	3024	Hayley Collings	EGC	7.600 74	9.000 16T	8.000 51T	9.050 14T	33.650 46
47	3029	ALYSSA DUTHIE	ENE	8.433 65T	8.050 56T	8.700 13T	8.400 60T	33.583 47
48	3025	Lauren Gaynor	EGC	8.700 45	8.475 38	7.766 62T	8.633 49	33.574 48
49	3065	SAMANTHA STOBIE	MYC	8.633 50T	7.900 60T	8.316 30T	8.700 44T	33.549 49
50	3047	Tanisha Elliott	GGA	9.033 18T	8.025 58	7.816 58T	8.533 55	33.407 50
51	3071	Darcy Drakes	PIT	8.800 40T	8.950 19	7.333 71	8.316 63T	33.399 51
52	3053	Jessica Hall	MAF	8.266 72	8.650 31T	7.816 58T	8.616 50T	33.348 52

Chalk Vic Champ Quals Limited Hours

Meet Results - ALP 6 Limited Hours Over 13

Oct 17-18, 2015

Page: 3
 Printed: 10/18/2015 7:11:35 PM
 Women / 6O / All Ages
 Session: 5,6A,7A





Rank	Num	Name	Gym					AA
53	3034	Cheyenne Parente	EKG	8.900 32T	8.300 43T	7.916 55	8.216 67T	33.332 53
54	3031	SIENNA REID	ENE	8.966 24T	7.750 66T	8.033 49T	8.550 54	33.299 54
55	3026	Elizabeth Allen	EGC	8.633 50T	7.500 71	8.066 47	9.000 18T	33.199 55
56	3063	SHANIA GAMMALDI	MYC	8.300 71	8.825 23T	8.033 49T	7.900 72	33.058 56
57	3073	Isabella Anastaspoulos	PIT	8.466 62T	8.700 30	7.666 68	8.216 67T	33.048 57
58	3078	Molly Bickers	YEH	8.433 65T	8.175 51	7.766 62T	8.616 50T	32.990 58
59	3060	AOIFE YAU	MYC	8.333 70	8.275 47T	8.000 51T	8.366 62	32.974 59
60	3066	CAITLIN PARSONS	MYC	8.533 57T	8.300 43T	7.783 60T	8.316 63T	32.932 60
61	3057	Nina Nakajima	MLC	8.800 40T	7.775 65	7.416 70	8.900 29T	32.891 61
62	3076	Sienna Captieux	YEH	8.600 55T	8.050 56T	7.283 72	8.933 26T	32.866 62
63	3022	Erica Papas	CHA	8.633 50T	7.800 64	8.400 26T	7.983 70	32.816 63
64	3020	Livinia Bruce	CHA	8.433 65T	8.325 42	7.766 62T	8.283 65T	32.807 64
65	3037	Alicia Moulden	EKG	8.833 38T	8.125 52	8.183 38T	7.516 76	32.657 65
66	3027	Ruby Earl	ECL	8.633 50T	8.250 49	6.900 76	8.733 41T	32.516 66
67	3010	Breanna Cozzio	BTY	7.800 73	7.750 66T	8.100 45T	8.483 56	32.133 67
68	3062	SKYE GOUGH	MYC	8.866 35T	7.525 70	7.850 57	7.833 73T	32.074 68
69	3009	Esther Wraight	BRC	8.466 62T	7.700 68	7.266 73	8.433 57	31.865 69
70	3019	Mia Dimantopoulos	CHA	8.733 44	7.675 69	6.550 77	8.850 34T	31.808 70
71	3015	Ruby Robinson	BTY	8.500 60T	6.600 74	7.516 69	9.100 8T	31.716 71
72	3042	Olivia Corboy	EUR	7.433 76	8.275 47T	7.133 74	8.816 37	31.657 72
73	3061	EVA LEE	MYC	8.633 50T	7.150 72	7.683 67	8.000 69	31.466 73
74	3051	Lyndsey Upton	JGI	8.466 62T	4.200 77	8.500 22	9.183 5T	30.349 74
75	3084	Morgan Pearce	YGB	8.433 65T	5.650 75	7.700 66	8.416 58T	30.199 75
76	3052	Claudia Klose	MAF	7.566 75	6.975 73	7.783 60T	7.816 75	30.140 76
77	3045	Aleesha Knowles	GYG	— 77T	4.900 76	8.166 42	— 77T	13.066 77
78*	3075	Kelsey Beveridge	WSG	— 77*	— 78*	— 78*	— 77*	0.000 78*

Chalk Vic Champ Quals Limited Hours

Meet Results - ALP 6 Limited Hours Over 13

Oct 17-18, 2015





Page: 4
Printed: 10/18/2015 7:11:35 PM
Women / 60 / All Ages
Session: 5,6A,7A

Rank	Num	Name	Gym					AA
78*	3054	Kaysha Mallinson	MAF	—. 77*	—. 78*	—. 78*	—. 77*	0.000 78*
78*	3032	HARRIET WILLIAMS	ENE	—. 77*	—. 78*	—. 78*	—. 77*	0.000 78*

Unlimited Hours Chalk Vic Champ Quals

Team Results - ALP 6 Unlimited

Oct 17-18, 2015

Rank	Gym	Team	Score				
1	MLC	MGR	114.347	28.150 2	28.899 1	28.299 1	28.999 3
2	NID	NI2	113.547	28.550 1	28.232 5	27.949 4	28.816 5T
3	GYG	GY3	113.381	27.600 6	28.683 2	28.265 2	28.833 4
4	PIT	PI4	112.731	28.050 3	28.449 3T	27.716 6	28.516 8
5	MYC	MOR	111.982	27.500 7T	28.083 6	27.583 8	28.816 5T
6	EGC	EGC	111.864	27.500 7T	28.449 3T	27.616 7	28.299 10
7	KNO	KN3	111.714	27.850 4	27.382 10	27.433 11	29.049 1
8	CHA	CHA	111.347	27.750 5	27.882 7	27.516 10	28.199 11
9	WGC	WAG	110.714	27.150 10	27.416 8T	27.532 9	28.616 7
10	MLC	MPI	110.397	25.700 13	27.416 8T	28.249 3	29.032 2
11	BTY	BTG	108.929	25.850 12	27.165 11	27.865 5	28.049 12
12	FLY	FGC	108.448	27.450 9	26.433 13	26.116 13	28.449 9
13	YGB	YGB	107.713	25.900 11	26.832 12	27.132 12	27.849 13

Unlimited Hours Chalk Vic Champ Quals

Meet Results - ALP 6 Unlimited Unders

Oct 17-18, 2015

Page: 1
 Printed: 10/18/2015 6:59:21 PM
 Women / 6U / All Ages
 Session: 3B,4B
 Judge's Signatures

Rank	Num	Name	Gym					AA
1	4021	BRIDGET AUGER	MYC	9.400 1	9.400 8	9.683 1	9.600 5T	38.083 1
2	4014	Mackennah Melotte	GYG	9.100 6	9.600 3	9.583 2	9.633 4	37.916 2
3	4018	Lola Tichabaev	MLC	8.800 15	9.750 1	9.383 3	9.883 1	37.816 3
4	4004	Gabrielle Krins	EGC	9.300 3	9.533 6	9.283 5	9.533 10	37.649 4
5	4001	Grace Gill	BAL	8.850 12T	9.666 2	9.183 10	9.583 7	37.282 5
6	4024	Zoe Poppeenbeek	WGC	9.350 2	9.183 10T	8.866 19	9.500 12	36.899 6
7	4006	Amelie Holah	EGC	9.050 7T	9.566 5	8.800 20	9.416 17T	36.832 7
8	4002	Cody Norman	CHA	8.950 10	8.966 15	9.350 4	9.466 16	36.732 8
9	4013	Imogen Garvey	GYG	8.550 18	9.500 7	9.200 8T	9.416 17T	36.666 9
10	4015	Georgia Steen	GYG	8.900 11	9.166 12	9.083 14	9.483 13T	36.632 10
11	4012	Arabella Browne	GYG	8.350 21	9.583 4	9.050 15	9.550 8T	36.533 11
12T	4017	Alexandra Seal	MLC	8.850 12T	8.850 19	9.100 13	9.716 3	36.516 12T
12T	4010	Amelie Scott	FLY	9.200 4	8.600 22	9.200 8T	9.516 11	36.516 12T
14	4019	Hanna Hyland	MLC	8.450 20	8.900 18	9.266 6	9.750 2	36.366 14
15	4005	Bridie Davison	EGC	9.000 9	8.800 20	9.150 11	9.350 20	36.300 15
16	4008	Kiralee Blythe	ECL	8.850 12T	8.716 21	9.116 12	9.400 19	36.082 16
17T	4022	OLIVIA HIGGINS	MYC	8.700 16	9.183 10T	8.450 23	9.550 8T	35.883 17T
17T	4011	Georgia Stefaniak	FLY	9.150 5	9.050 13	8.200 24	9.483 13T	35.883 17T
19	4025	Claire Lightfoot	YGB	8.650 17	8.916 17	9.016 16	9.283 21	35.865 19
20	4016	Charlotte Stacey	GYG	9.050 7T	7.916 24	9.216 7	9.600 5T	35.782 20
21	4026	Lana Blunden	YGB	8.250 22	9.033 14	9.000 17	9.100 23	35.383 21
22	4007	Ruby Chung	EGC	7.950 23	9.350 9	8.916 18	9.166 22	35.382 22
23	4009	Indy Lambourn	ECL	8.500 19	8.583 23	8.683 22	9.483 13T	35.249 23
24	4023	Veronica Atanasovski (Indiv)	PIT	7.700 24	8.950 16	8.783 21	9.083 24	34.516 24

Unlimited Hours Chalk Vic Champ Quals

Meet Results - Level 6 Unlimited Overs

Oct 17-18, 2015

Page: 1
 Printed: 10/17/2015 7:57:29 PM
 Women / 6O / All Ages
 Session: 3B,4B
 Judge's Signatures





Rank	Num	Name	Gym					AA
1	5029	SARAH CAINE	MYC	9.400 6T	9.500 7	9.450 4T	9.666 3T	38.016 1
2	5033	Mikayla Plant	NID	9.650 1T	9.333 14T	9.350 8	9.583 11T	37.916 2
3	5025	Charlotte Mitchley-Hughes	MLC	9.250 15	9.583 1T	9.433 6	9.616 8	37.882 3
4T	5008	Kathleen Sumarna	CHA	9.650 1T	9.583 1T	9.133 26T	9.483 19T	37.849 4T
4T	5028	Devyn Ross	MLC	9.300 12T	9.566 4T	9.483 2	9.500 16T	37.849 4T
6	5037	Emily Awad	PIT	9.300 12T	9.566 4T	9.200 20	9.700 2	37.766 6
7	5031	Paris Condidorio	NID	9.400 6T	9.583 1T	9.333 9T	9.316 33	37.632 7
8	5032	Matilda Gavaghan	NID	9.350 10T	9.316 16	9.266 16T	9.650 5	37.582 8
9	5014	Shannon Pollard	GYG	9.450 5	9.000 28	9.466 3	9.600 9T	37.516 9
10	5027	Anya Ross	MLC	9.600 3	9.100 20	9.266 16T	9.350 30T	37.316 10
11	5040	Jennifer Cocks	PIT	9.000 25T	9.483 8T	9.233 18	9.566 13T	37.282 11
12	5022	Ruby-Rose Evans	KNO	9.300 12T	9.016 26T	9.150 25	9.783 1	37.249 12
13	5035	Abbey Stronell	NID	9.500 4	8.933 30	9.050 30T	9.583 11T	37.066 13
14T	5043	Taylor Montgomery	WGC	8.850 29T	9.200 17	9.333 9T	9.633 6T	37.016 14T
14T	5038	Alana Lindop	PIT	9.400 6T	9.083 21	9.283 15	9.250 35T	37.016 14T
16T	5018	Abbie Jones	KNO	8.550 38	9.450 11	9.300 14	9.666 3T	36.966 16T
16T	5026	Mia Neofytou	MLC	8.400 40	9.483 8T	9.533 1	9.550 15	36.966 16T
18	5017	Abbey Tetley	KNO	9.400 6T	8.916 31	8.983 34	9.600 9T	36.899 18
19T	5046	Amber Kleinsman	JDC	9.100 20T	9.016 26T	9.050 30T	9.633 6T	36.799 19T
19T	5042	Chloe Frost	WGC	8.950 27T	9.033 24T	9.333 9T	9.483 19T	36.799 19T
21	5023	Charlotte Ferns	MLC	8.850 29T	9.483 8T	9.050 30T	9.400 26	36.783 21
22	5049	Andie Montag	CHA	9.150 17T	9.333 14T	9.033 33	9.250 35T	36.766 22
23	5034	Ava Salopayevs	NID	9.200 16	9.433 12	8.833 36	9.166 40	36.632 23
24	5039	Veda Mileva	PIT	9.350 10T	9.400 13	8.816 37	9.033 44	36.599 24
25	5045	Zara Sadhai	YGB	9.000 25T	8.883 32	9.116 28	9.466 23	36.465 25
26T	5030	Carla Boyle	NID	9.100 20T	8.716 36	9.133 26T	9.500 16T	36.449 26T

Unlimited Hours Chalk Vic Champ Quals

Meet Results - Level 6 Unlimited Overs

Oct 17-18, 2015

Page: 2
 Printed: 10/17/2015 7:57:29 PM
 Women / 6O / All Ages
 Session: 3B,4B

Rank	Num	Name	Gym					AA
26T	5001	Mia Johns	AAS	9.050 23T	8.683 37	9.383 7	9.333 32	36.449 26T
26T	5007	Isabella Boussioutas	BTY	8.750 35T	9.066 22T	9.333 9T	9.300 34	36.449 26T
29	5009	Alana Piccolo	EGC	9.150 17T	8.833 33	9.183 21T	9.216 37T	36.382 29
30	5011	Naomi Everett	EUR	8.850 29T	9.550 6	8.383 42	9.483 19T	36.266 30
31	5041	Simone Vrljic	PIT	8.850 29T	9.150 18	9.166 23T	9.083 41	36.249 31
32	5024	Ingrid Melton	MLC	8.150 42T	9.033 24T	9.450 4T	9.566 13T	36.199 32
33	5005	Zoe Makris	BTY	8.350 41	9.133 19	9.216 19	9.383 27T	36.082 33
34	5013	Charlotte Male	FLY	9.100 20T	8.783 34	8.716 38	9.450 24	36.049 34
35	5006	Jasmine Toronis	BTY	8.150 42T	8.966 29	9.316 13	9.366 29	35.798 35
36	5004	Baelee Montgomery	BTY	8.750 35T	8.300 40	9.183 21T	9.066 42	35.299 36
37	5003	Emily Saunders	BAL	7.950 44	8.733 35	9.166 23T	9.383 27T	35.232 37
38	5021	Maria Nicolaou	KNO	9.150 17T	7.566 46	8.600 39	9.500 16T	34.816 38
39	5036	Amberlyn Chan (Individual)	PIT	8.950 27T	8.200 41	8.266 44	9.350 30T	34.766 39
40	5048	Piper Jones	DOL	8.850 29T	8.533 39	8.533 40	8.800 45	34.716 40
41	5010	Rebecca Gaynor	EGC	7.700 45	8.616 38	8.850 35	9.433 25	34.599 41
42	5012	Gemma Clinton	EUR	6.700 46	9.066 22T	9.066 29	9.483 19T	34.315 42
43	5019	Elyse Richards-West	KNO	8.600 37	8.183 42	8.233 46	9.183 39	34.199 43
44	5047	Madelaine McCready	DOL	9.050 23T	8.050 43	8.500 41	8.533 46	34.133 44
45	5000	Mia Baxter	AAS	8.800 34	7.633 45	8.366 43	9.216 37T	34.015 45
46	5020	Jessica Casey	KNO	8.500 39	7.700 44	8.250 45	9.050 43	33.500 46