


# 14AGC MAG 7/8U CII

## MAG Level 7 Under AA Results

May 21 - Jun 1, 2014

Page: 1  
Printed: 5/23/2014 4:39:44 PM

Men / 7U  
Session: 08M  
Judge's Signatures

Rank	Num	Name/Gym								AA
1	1034	Benjamin Foster NSW	Prelims	10.033	8.433	10.400	9.600	10.333	10.333	59.132
			Finals	10.133	9.766	10.600	9.666	10.466	10.566	61.197
				<b>Combined Total: 120.329</b>						
2	1139	Nicholas Matthews SA	Prelims	9.566	9.633	9.766	9.833	9.833	10.333	58.964
			Finals	10.200	9.300	9.833	9.666	10.200	10.600	59.799
				<b>Combined Total: 118.763</b>						
3	1215	Jeremy Choong WA	Prelims	10.000	10.200	10.266	9.833	9.966	8.666	58.931
			Finals	10.400	9.366	10.100	9.666	9.566	10.000	59.098
				<b>Combined Total: 118.029</b>						
4	1092	Brayden Martin QLD	Prelims	10.233	9.133	10.166	9.533	9.233	9.100	57.398
			Finals	10.233	9.100	10.333	9.900	10.233	9.800	59.599
				<b>Combined Total: 116.997</b>						
5F	1062	Daniel Stoddart NZ	Prelims	9.566	8.733	9.566	9.600	10.266	9.633	57.364
			Finals	9.300	9.166	10.166	9.600	10.433	9.766	58.431
				<b>Combined Total: 115.795</b>						
5	1140	Jesse Moore SA	Prelims	9.100	9.666	9.000	9.633	10.300	9.666	57.365
			Finals	10.100	9.200	9.233	9.733	10.400	9.066	57.732
				<b>Combined Total: 115.097</b>						
6	1170	Joshua Walker VIC	Prelims	9.433	9.200	9.500	9.300	10.300	9.433	57.166
			Finals	9.833	9.833	9.166	9.400	8.633	9.566	56.431
				<b>Combined Total: 113.597</b>						
7	1038	Ethan Princena-White NSW	Prelims	9.100	10.233	8.433	8.200	9.833	10.200	55.999
			Finals	9.300	10.133	8.700	8.866	9.566	10.066	56.631
				<b>Combined Total: 112.630</b>						
8	1094	Eddie Thompson QLD	Prelims	10.066	7.200	10.400	9.433	9.800	9.433	56.332
			Finals	9.100	9.000	10.500	9.366	10.033	7.933	55.932
				<b>Combined Total: 112.264</b>						
9	1036	Ewen Mcconville NSW	Prelims	9.500	9.066	10.000	8.933	8.466	7.933	53.898
			Finals	9.966	9.600	10.366	9.333	9.966	8.366	57.597
				<b>Combined Total: 111.495</b>						
10	1089	Kaleb Carson QLD	Prelims	9.766	7.700	9.900	9.066	9.533	8.733	54.698
			Finals	10.033	9.433	10.133	9.433	9.433	7.900	56.365
				<b>Combined Total: 111.063</b>						
11	1007	Jonathan Allen ACT	Prelims	9.666	9.300	8.400	8.833	8.000	10.266	54.465
			Finals	9.166	8.866	8.700	9.133	8.733	10.233	54.831
				<b>Combined Total: 109.296</b>						
12	1165	Jack Harvey VIC	Prelims	8.533	9.700	8.666	9.533	9.400	7.366	53.198
			Finals	9.833	9.566	8.966	9.500	9.666	8.500	56.031
				<b>Combined Total: 109.229</b>						
13	1013	Blair Ray Stewart ACT	Prelims	9.466	7.500	8.166	8.900	9.733	10.100	53.865
			Finals	8.400	9.066	8.600	9.266	9.700	9.900	54.932
				<b>Combined Total: 108.797</b>						







# 14AGC MAG 7/8U CII

## MAG Level 7 Under AA Results

May 21 - Jun 1, 2014

Page: 2  
Printed: 5/23/2014 4:39:44 PM

Men / 7U  
Session: 08M

Rank	Num	Name/Gym								AA
14	1216	Kian Henderson WA	Prelims	8.266	9.500	9.933	8.900	9.666	8.700	54.965
			Finals	8.000	9.233	9.466	8.800	9.500	7.933	52.932
				<b>Combined Total: 107.897</b>						
15	1093	Joshua Swanepoel QLD	Prelims	9.600	9.233	9.666	9.266	8.633	7.600	53.998
			Finals	9.600	9.200	9.633	9.066	8.600	7.700	53.799
				<b>Combined Total: 107.797</b>						
16	1138	Adam Gibson SA	Prelims	7.233	8.700	9.733	9.200	7.133	9.500	51.499
			Finals	7.966	9.166	9.533	9.300	10.033	9.733	55.731
				<b>Combined Total: 107.230</b>						
17	1088	Jack Burt QLD	Prelims	7.866	7.733	9.700	9.066	6.666	8.966	49.997
			Finals	8.066	8.633	9.533	9.233	8.266	9.366	53.097
				<b>Combined Total: 103.094</b>						
18	1039	Cooper Wilson NSW	Prelims	8.500	7.066	9.100	9.300	8.500	7.100	49.566
			Finals	8.533	9.133	8.700	9.200	9.400	8.533	53.499
				<b>Combined Total: 103.065</b>						
19	1153	Oliver Dalco TAS	Prelims	10.100	6.600	8.500	9.100	9.166	9.133	52.599
			Finals	8.966	5.800	8.133	9.200	8.933	9.100	50.132
				<b>Combined Total: 102.731</b>						
20	1095	Hugo Veerman QLD	Prelims	8.233	8.966	8.466	8.566	9.333	8.900	52.464
			Finals	8.166	9.400	9.033	7.900	8.233	7.133	49.865
				<b>Combined Total: 102.329</b>						
21	1014	Ky Trotter ACT	Prelims	6.866	8.866	8.233	8.366	8.466	9.500	50.297
			Finals	7.000	9.533	8.433	8.633	8.733	9.266	51.598
				<b>Combined Total: 101.895</b>						
22	1137	Calvin Currie SA	Prelims	9.800	8.133	8.133	8.600	9.666	8.833	53.165
			Finals	8.366	7.833	8.666	9.200	9.333	5.200	48.598
				<b>Combined Total: 101.763</b>						
23	1090	Ethan De Beer QLD	Prelims	8.166	8.400	9.100	9.100	9.066	5.800	49.632
			Finals	7.800	9.066	9.100	9.400	8.466	7.933	51.765
				<b>Combined Total: 101.397</b>						
24	1166	Benjamin Lammardo VIC	Prelims	7.066	6.200	9.100	8.900	9.366	8.800	49.432
			Finals	7.833	8.366	8.600	9.533	9.233	8.366	51.931
				<b>Combined Total: 101.363</b>						
25	1033	Austin Follett NSW	Prelims	7.566	6.700	8.466	8.733	8.866	7.600	47.931
			Finals	9.000	8.900	9.000	9.200	9.300	7.333	52.733
				<b>Combined Total: 100.664</b>						
26	1035	Joel Gaal NSW	Prelims	9.700	8.233	8.500	8.200	7.033	8.466	50.132
			Finals	10.000	8.166	7.900	9.600	6.933	7.100	49.699
				<b>Combined Total: 99.831</b>						
27	1037	Warner Parsons NSW	Prelims	7.600	7.400	8.700	9.066	8.700	8.166	49.632
			Finals	6.700	8.966	8.466	9.100	8.500	7.833	49.565
				<b>Combined Total: 99.197</b>						







# 14AGC MAG 7/8U CII

## MAG Level 7 Under AA Results

May 21 - Jun 1, 2014

Page: 3  
Printed: 5/23/2014 4:39:44 PM

Men / 7U  
Session: 08M

Rank	Num	Name/Gym								AA
28	1164	William Haines VIC	Prelims	6.700	4.000	8.900	9.833	8.766	8.233	46.432
			Finals	7.500	8.333	8.833	9.300	9.400	8.533	51.899
				<b>Combined Total:</b>						<b>98.331</b>
29	1091	James Hardy QLD	Prelims	8.966	5.566	8.266	8.633	7.433	8.366	47.230
			Finals	8.366	6.666	8.666	8.966	9.300	8.600	50.564
				<b>Combined Total:</b>						<b>97.794</b>
30	1008	Riley Bacon ACT	Prelims	8.900	6.766	7.300	9.233	7.200	8.000	47.399
			Finals	8.266	8.800	7.066	9.233	8.100	8.866	50.331
				<b>Combined Total:</b>						<b>97.730</b>
31	1141	Travis Williams SA	Prelims	9.166	6.166	7.400	9.500	8.833	5.600	46.665
			Finals	9.700	8.266	8.266	9.733	7.333	7.033	50.331
				<b>Combined Total:</b>						<b>96.996</b>
32	1168	Benjamin Rogers VIC	Prelims	8.900	5.900	7.866	8.266	8.400	8.633	47.965
			Finals	8.666	7.233	7.300	8.533	7.100	9.533	48.365
				<b>Combined Total:</b>						<b>96.330</b>
33	1169	Kipp Smith VIC	Prelims	8.266	6.500	7.066	8.166	8.100	7.833	45.931
			Finals	8.500	8.333	7.300	8.900	8.233	8.100	49.366
				<b>Combined Total:</b>						<b>95.297</b>
34	1163	Jordan Fitzsimons VIC	Prelims	7.766	6.400	7.733	8.733	7.700	5.733	44.065
			Finals	8.333	8.166	6.766	9.300	8.100	7.300	47.965
				<b>Combined Total:</b>						<b>92.030</b>
35	1097	Noah Cody-Byfield (Reserve) QLD	Prelims	7.633	5.600	6.866	9.100	7.833	7.233	44.265
			Finals	7.566	8.200	7.500	9.166	7.766	7.100	47.298
				<b>Combined Total:</b>						<b>91.563</b>
36	1096	Lawrence Burton (Reserve) QLD	Prelims	6.866	5.266	8.000	9.266	6.866	6.700	42.964
			Finals	8.033	6.333	8.666	9.366	7.266	7.066	46.730
				<b>Combined Total:</b>						<b>89.694</b>
37	1015	Jeremy Blick (Reserve) ACT	Prelims	8.266	7.466	6.800	8.600	7.600	6.566	45.298
			Finals	6.800	7.700	7.200	8.900	7.133	6.233	43.966
				<b>Combined Total:</b>						<b>89.264</b>
38	1032	Couper Baskus NSW	Prelims	7.600	4.900	6.400	8.433	6.900	7.366	41.599
			Finals	7.666	7.900	6.400	8.533	6.933	8.933	46.365
				<b>Combined Total:</b>						<b>87.964</b>
39	1167	Conor Mcgillivray VIC	Prelims	9.566	7.100	8.500	9.100	8.766	___	43.032
			Finals	9.733	8.000	8.400	9.400	8.866	___	44.399
				<b>Combined Total:</b>						<b>87.431</b>
40	1012	William Kirk ACT	Prelims	7.900	5.033	6.433	8.400	8.766	6.966	43.498
			Finals	8.166	5.400	6.800	8.833	6.500	7.966	43.665
				<b>Combined Total:</b>						<b>87.163</b>
41	1040	Aleksandr Nicol (Reserve) NSW	Prelims	8.166	6.033	6.366	7.366	7.033	7.600	42.564
			Finals	7.366	8.366	6.233	9.400	6.300	6.600	44.265
				<b>Combined Total:</b>						<b>86.829</b>







# 14AGC MAG 7/8U CII

## MAG Level 7 Under AA Results

May 21 - Jun 1, 2014

Page: 4  
Printed: 5/23/2014 4:39:44 PM

Men / 7U  
Session: 08M

Rank	Num	Name/Gym								AA
42	1010	Lachlan Hayward ACT	Prelims	8.300	5.700	7.100	8.566	7.666	6.500	43.832
			Finals	7.500	8.900	5.833	6.566	8.233	5.700	42.732
				<b>Combined Total:</b>		<b>86.564</b>				
43	1011	David Kidd ACT	Prelims	7.933	2.333	7.500	9.400	7.633	6.766	41.565
			Finals	8.233	5.633	7.466	8.866	7.233	7.166	44.597
				<b>Combined Total:</b>		<b>86.162</b>				
44	1009	Liam Bowron ACT	Prelims	8.366	5.333	7.733	8.533	8.733	3.733	42.431
			Finals	8.200	7.500	7.700	8.666	6.533	2.666	41.265
				<b>Combined Total:</b>		<b>83.696</b>				