







# 14AGC MAG CII/CIII

## MAG Senior AA Results

May 21 - Jun 1, 2014

Men / SR  
Session: 09M  
Judge's Signatures







Rank	Num	Name/Gym									AA
1	1128	Naoya Tsukahara QLD	Prelims	Diff:	4.600	5.200	6.300	5.200	6.000	5.300	85.366
				Exec:	8.300	8.900	8.850	8.900	8.666	9.150	
				ND:	.	.	.	.	.	.	
				Final:	12.900	14.100	15.150	14.100	14.666	14.450	
			Finals	Diff:	4.700	5.200	5.900	5.200	6.000	5.300	87.515
				Exec:	9.066	9.250	9.233	9.233	9.133	9.300	
				ND:	.	.	.	.	.	.	
				Final:	13.766	14.450	15.133	14.433	15.133	14.600	
<b>Combined Total: 172.881</b>											
2F	1076	Mikhail Koudinov NZ	Prelims	Diff:	5.700	5.700	5.600	4.400	6.100	4.900	82.965
				Exec:	8.466	8.666	8.400	9.100	8.033	8.000	
				ND:	-0.100	.	.	.	.	.	
				Final:	14.066	14.366	14.000	13.500	14.133	12.900	
			Finals	Diff:	5.700	5.300	5.600	4.400	6.100	5.500	83.332
				Exec:	8.766	7.100	8.800	8.933	8.733	8.500	
				ND:	-0.100	.	.	.	.	.	
				Final:	14.366	12.400	14.400	13.333	14.833	14.000	
<b>Combined Total: 166.297</b>											
2	1126	Michael Mercieca QLD	Prelims	Diff:	5.400	5.000	5.900	5.200	6.100	6.000	81.748
				Exec:	7.566	6.966	8.150	9.066	8.200	8.300	
				ND:	-0.100	.	.	.	.	.	
				Final:	12.866	11.966	14.050	14.266	14.300	14.300	
			Finals	Diff:	5.400	5.500	5.900	5.200	6.100	6.000	84.364
				Exec:	8.633	7.800	7.466	9.333	8.466	8.666	
				ND:	-0.100	.	.	.	.	.	
				Final:	13.933	13.300	13.366	14.533	14.566	14.666	
<b>Combined Total: 166.112</b>											
3F	1071	Kristofer Done NZ	Prelims	Diff:	5.500	5.700	4.900	4.400	5.600	5.700	82.016
				Exec:	8.700	8.200	8.700	8.966	7.700	8.350	
				ND:	-0.100	.	.	-0.300	.	.	
				Final:	14.100	13.900	13.600	13.066	13.300	14.050	
			Finals	Diff:	5.400	4.700	4.900	4.400	5.500	5.700	80.548
				Exec:	9.066	6.250	9.300	9.100	8.766	7.966	
				ND:	-0.500	.	.	.	.	.	
				Final:	13.966	10.950	14.200	13.500	14.266	13.666	
<b>Combined Total: 162.564</b>											
3F	1070	David Bishop NZ	Prelims	Diff:	5.700	4.700	4.200	5.200	3.800	5.300	79.965
				Exec:	8.966	7.533	9.100	7.433	9.333	8.700	
				ND:	.	.	.	.	.	.	
				Final:	14.666	12.233	13.300	12.633	13.133	14.000	
			Finals	Diff:	5.700	5.000	4.500	4.400	3.800	5.000	80.549
				Exec:	8.800	7.750	9.300	8.666	9.633	8.100	
				ND:	-0.100	.	.	.	.	.	
				Final:	14.400	12.750	13.800	13.066	13.433	13.100	
<b>Combined Total: 160.514</b>											

# 14AGC MAG CII/CIII

## MAG Senior AA Results

May 21 - Jun 1, 2014

Men / SR  
Session: 09M







Rank	Num	Name/Gym									AA	
3F	1073	Brandon Field NZ	Prelims	Diff:	5.500	4.300	4.800	5.200	5.100	3.700	79.283	
				Exec:	8.900	7.400	8.350	8.833	8.700	8.500		
				ND:	.	.	.	.	.	.		
				Final:	14.400	11.700	13.150	14.033	13.800	12.200		
				Final:	14.400	11.700	13.150	14.033	13.800	12.200		
			Finals	Diff:	5.900	4.700	4.800	5.200	5.100	4.000		80.281
				Exec:	8.266	7.950	9.066	8.866	8.700	7.733		
				ND:	.	.	.	.	.	.		
				Final:	14.166	12.650	13.866	14.066	13.800	11.733		
				Final:	14.166	12.650	13.866	14.066	13.800	11.733		
<b>Combined Total: 159.564</b>												
3	1200	Sean O'Hara VIC	Prelims	Diff:	6.200	5.200	4.500	5.600	5.400	5.400	79.833	
				Exec:	7.800	7.500	8.550	8.100	7.833	8.450		
				ND:	-0.700	.	.	.	.	.		
				Final:	13.300	12.700	13.050	13.700	13.233	13.850		
				Final:	13.300	12.700	13.050	13.700	13.233	13.850		
			Finals	Diff:	6.000	4.800	4.900	5.600	5.000	5.300		78.281
				Exec:	8.566	5.250	8.633	8.633	6.866	8.833		
				ND:	-0.100	.	.	.	.	.		
				Final:	14.466	10.050	13.533	14.233	11.866	14.133		
				Final:	14.466	10.050	13.533	14.233	11.866	14.133		
<b>Combined Total: 158.114</b>												
4	1205	Luke Wadsworth VIC	Prelims	Diff:	5.800	5.900	4.800	5.600	6.200	5.200	79.965	
				Exec:	6.200	7.666	8.350	8.866	7.433	8.250		
				ND:	-0.300	.	.	.	.	.		
				Final:	11.700	13.566	13.150	14.466	13.633	13.450		
				Final:	11.700	13.566	13.150	14.466	13.633	13.450		
			Finals	Diff:	5.900	5.100	5.000	5.600	6.200	5.200		77.732
				Exec:	9.233	4.600	8.433	7.800	6.433	8.533		
				ND:	-0.200	.	.	-0.100	.	.		
				Final:	14.933	9.700	13.433	13.300	12.633	13.733		
				Final:	14.933	9.700	13.433	13.300	12.633	13.733		
<b>Combined Total: 157.697</b>												
5	1127	Mitchell Morgans QLD	Prelims	Diff:	5.300	4.600	5.100	5.200	5.900	6.500	77.082	
				Exec:	7.133	6.800	8.750	8.933	6.766	6.500		
				ND:	-0.300	.	.	-0.100	.	.		
				Final:	12.133	11.400	13.850	14.033	12.666	13.000		
				Final:	12.133	11.400	13.850	14.033	12.666	13.000		
			Finals	Diff:	5.300	4.600	5.100	5.200	5.800	6.300		79.415
				Exec:	8.233	7.150	8.600	9.266	6.066	8.100		
				ND:	-0.300	.	.	.	.	.		
				Final:	13.233	11.750	13.700	14.466	11.866	14.400		
				Final:	13.233	11.750	13.700	14.466	11.866	14.400		
<b>Combined Total: 156.497</b>												
6	1203	Jack Rickards VIC	Prelims	Diff:	5.600	5.700	4.200	4.400	5.200	5.200	75.982	
				Exec:	6.300	7.733	8.400	9.066	6.933	7.650		
				ND:	-0.400	.	.	.	.	.		
				Final:	11.500	13.433	12.600	13.466	12.133	12.850		
				Final:	11.500	13.433	12.600	13.466	12.133	12.850		
			Finals	Diff:	5.600	5.300	4.000	4.400	5.200	5.200		76.864
				Exec:	7.600	7.300	8.666	8.666	8.066	6.966		
				ND:	-0.100	.	.	.	.	.		
				Final:	13.100	12.600	12.666	13.066	13.266	12.166		
				Final:	13.100	12.600	12.666	13.066	13.266	12.166		
<b>Combined Total: 152.846</b>												

# 14AGC MAG CII/CIII

## MAG Senior AA Results

Men / SR  
Session: 09M

May 21 - Jun 1, 2014







Rank	Num	Name/Gym								AA				
7F	1072	Kyleab Ellis NZ	Prelims	Diff:	5.300	4.300	—	5.200	4.100	5.000	65.649			
				Exec:	8.300	7.000	—	8.966	9.233	8.250				
				ND:	—	—	—	—	—	—				
			Final:	13.600	11.300	—	14.166	13.333	13.250					
			Finals	Diff:	5.300	4.500	—	5.200	4.100	4.900		64.065		
				Exec:	8.666	6.000	—	9.000	9.233	7.266				
				ND:	-0.100	—	—	—	—	—				
			Final:	13.866	10.500	—	14.200	13.333	12.166	64.065				
			<b>Combined Total: 129.714</b>											
			7F	1077	Reid Mcgowan NZ	Prelims	Diff:	—	5.400	4.700		2.800	5.400	4.300
Exec:	—	8.766					8.750	8.966	6.233	9.350				
ND:	—	—					—	-0.100	—	—				
Final:	—	14.166				13.450	11.666	11.633	13.650					
Finals	Diff:	—				5.400	4.500	3.600	5.200	4.000	63.782			
	Exec:	—				7.450	9.333	8.900	7.266	8.233				
	ND:	—				—	—	-0.100	—	—				
Final:	—	12.850				13.833	12.400	12.466	12.233	63.782				
<b>Combined Total: 128.347</b>														
7	1123	Mitchell Jones QLD				Prelims	Diff:	5.200	5.200	5.700	4.400	5.300	—	62.216
			Exec:	7.033	6.500		7.550	8.900	6.433	—				
			ND:	—	—		—	—	—	—				
			Final:	12.233	11.700	13.250	13.300	11.733	—					
			Finals	Diff:	5.200	4.700	5.700	4.400	5.300	—	64.065			
				Exec:	8.466	6.100	7.066	9.333	7.900	—				
				ND:	-0.100	—	—	—	—	—				
			Final:	13.566	10.800	12.766	13.733	13.200	—	64.065				
			<b>Combined Total: 126.281</b>											
			8	1206	Luke Wiwatowski VIC	Prelims	Diff:	6.300	4.600	5.700	5.200	6.000	6.600	
Exec:	8.100	7.800					8.500	9.000	8.166	8.450				
ND:	-0.200	—					—	-0.100	—	—				
Final:	14.200	12.400				14.200	14.100	14.166	15.050					
Finals	Diff:	—				4.800	5.600	5.200	—	—	38.982			
	Exec:	—				6.650	8.766	7.966	—	—				
	ND:	—				—	—	—	—	—				
Final:	—	11.450				14.366	13.166	—	—	38.982				
<b>Combined Total: 123.098</b>														
9	1198	Jayden Bull VIC				Prelims	Diff:	5.700	—	—	4.800	5.500	6.700	55.049
			Exec:	8.633	—		—	9.100	6.966	7.950				
			ND:	—	—		—	-0.300	—	—				
			Final:	14.333	—	—	13.600	12.466	14.650					
			Finals	Diff:	5.600	—	—	4.800	5.100	6.800	53.798			
				Exec:	7.866	—	—	8.966	7.466	7.200				
				ND:	—	—	—	—	—	—				
			Final:	13.466	—	—	13.766	12.566	14.000	53.798				
			<b>Combined Total: 108.847</b>											

# 14AGC MAG CII/CIII

## MAG Senior AA Results

Men / SR  
Session: 09M







May 21 - Jun 1, 2014

Rank	Num	Name/Gym								AA						
10	1202	Kent Pieterse VIC	Prelims	Diff:	6.300	—	5.400	5.600	—	5.400	52.416					
				Exec:	6.966	—	7.550	8.200	—	7.300						
				ND:	-0.300	—	—	—	—	—						
			Final:	12.966	—	12.950	13.800	—	12.700	51.632						
			Finals	Diff:	6.200	—	5.500	5.600	—			5.700				
				Exec:	5.633	—	7.733	7.733	—			8.233				
				ND:	-0.700	—	—	—	—			—				
			Final:	11.133	—	13.233	13.333	—	13.933			<b>Combined Total: 104.048</b>				
			11	1147	Christopher Remkes SA	Prelims	Diff:	5.900	5.100				4.500	5.600	—	—
							Exec:	6.066	7.366			7.050	7.700	—	—	
ND:	-0.100	—					—	—	—	—						
Final:	11.866	12.466				11.550	13.300	—	—	54.700						
Finals	Diff:	6.000				5.200	4.500	5.200	—		—					
	Exec:	8.600				7.400	8.600	9.200	—		—					
	ND:	—				—	—	—	—		—					
Final:	14.600	12.600				13.100	14.400	—	—		<b>Combined Total: 103.882</b>					
12F	1075	James Hennin NZ				Prelims	Diff:	—	4.400			4.500	—	4.600	5.300	49.949
							Exec:	—	8.166		7.550	—	7.633	7.800		
			ND:	—	—		—	—	—	—						
			Final:	—	12.566	12.050	—	12.233	13.100	53.932						
			Finals	Diff:	—	4.700	4.500	—	4.700		5.300					
				Exec:	—	8.400	8.766	—	9.000		8.566					
				ND:	—	—	—	—	—		—					
			Final:	—	13.100	13.266	—	13.700	13.866		<b>Combined Total: 103.881</b>					
			12F	1079	Callum Phillips NZ	Prelims	Diff:	5.100	4.800			—	4.400	4.700	—	
							Exec:	8.866	7.766		—	8.700	6.700	—		
ND:	-0.100	—					—	-0.100	-0.300	—						
Final:	13.866	12.566				—	13.000	11.100	—	49.899						
Finals	Diff:	5.400				4.500	—	4.400	4.700		—					
	Exec:	8.500				6.800	—	7.766	8.133		—					
	ND:	—				—	—	-0.300	—		—					
Final:	13.900	11.300				—	11.866	12.833	—		<b>Combined Total: 100.431</b>					
12F	1074	Leo Golder NZ				Prelims	Diff:	4.700	—			3.500	4.400	4.100	4.300	61.632
							Exec:	8.133	—		7.500	7.866	7.733	9.400		
			ND:	—	—		—	—	—	—						
			Final:	12.833	—	11.000	12.266	11.833	13.700	38.666						
			Finals	Diff:	—	—	3.800	0.000	4.400		4.300					
				Exec:	—	—	8.733	0.000	8.200		9.233					
				ND:	—	—	—	—	—		—					
			Final:	—	—	12.533	0.000	12.600	13.533		<b>Combined Total: 100.298</b>					

# 14AGC MAG CII/CIII

## MAG Senior AA Results

May 21 - Jun 1, 2014







Rank	Num	Name/Gym								AA
12	1226	Maximilian Woloszyn WA	Prelims	Diff:	4.900	4.800		5.200	5.200	50.566
				Exec:	7.100	7.750		7.466	8.150	
				ND:						
				Final:	12.000	12.550		12.666	13.350	
				Final:						
			Finals	Diff:	4.900	4.800		5.300	5.200	
				Exec:	3.600	8.833		7.366	7.466	
				ND:						
				Final:	8.500	13.633		12.666	12.666	
				Final:						
<b>Combined Total:</b>									<b>98.031</b>	
13	1199	Corey Morton VIC	Prelims	Diff:	5.800	4.600		5.200	4.200	46.998
				Exec:	7.166	5.233		7.833	7.066	
				ND:	-0.100					
				Final:	12.866	9.833		13.033	11.266	
				Final:						
			Finals	Diff:	5.500	4.400		5.200	4.200	
				Exec:	6.233	3.250		9.133	7.566	
				ND:	-0.700					
				Final:	11.033	7.650		14.333	11.766	
				Final:						
<b>Combined Total:</b>									<b>91.780</b>	
14	1146	Ben Congedi SA	Prelims	Diff:	5.400		5.300	4.000		38.200
				Exec:	6.800		8.200	8.600		
				ND:	-0.100					
				Final:	12.100		13.500	12.600		
				Final:						
			Finals	Diff:	5.400		5.300	4.000		
				Exec:	7.266		8.633	7.566		
				ND:	-0.200			-0.100		
				Final:	12.466		13.933	11.466		
				Final:						
<b>Combined Total:</b>									<b>76.065</b>	
15	1201	Zachary Perillo VIC	Prelims	Diff:		4.200	6.100	5.200		33.966
				Exec:		3.766	6.900	7.800		
				ND:						
				Final:		7.966	13.000	13.000		
				Final:						
			Finals	Diff:		4.700	5.700	5.200		
				Exec:		5.100	7.500	9.000		
				ND:						
				Final:		9.800	13.200	14.200		
				Final:						
<b>Combined Total:</b>									<b>71.166</b>	
16	1204	Matthew Seduikis VIC	Prelims	Diff:	4.600			4.400		25.132
				Exec:	7.266			8.866		
				ND:						
				Final:	11.866			13.266		
				Final:						
			Finals	Diff:	5.300			4.400		
				Exec:	7.800			9.233		
				ND:	-0.200					
				Final:	12.900			13.633		
				Final:						
<b>Combined Total:</b>									<b>51.665</b>	

# 14AGC MAG CII/CIII

## MAG Senior AA Results

Men / SR  
Session: 09M

May 21 - Jun 1, 2014

Rank	Num	Name/Gym								AA		
17F	1078	Matthew Palmer NZ	Prelims	Diff:	—	—	5.200	—	—	—	14.350	
				Exec:	—	—	9.150	—	—	—		
				ND:	—	—	—	—	—	—		
				Final:	—	—	14.350	—	—	—		
			Finals	Diff:	—	—	5.200	—	—	—		14.266
				Exec:	—	—	9.066	—	—	—		
				ND:	—	—	—	—	—	—		
				Final:	—	—	14.266	—	—	—		
<b>Combined Total:</b>										<b>28.616</b>		
17	1196	Vincent Lam VIC	Prelims	Diff:	—	—	4.500	—	—	—	10.000	
				Exec:	—	—	5.500	—	—	—		
				ND:	—	—	—	—	—	—		
				Final:	—	—	10.000	—	—	—		
			Finals	Diff:	—	—	4.500	—	—	—		11.500
				Exec:	—	—	7.000	—	—	—		
				ND:	—	—	—	—	—	—		
				Final:	—	—	11.500	—	—	—		
<b>Combined Total:</b>										<b>21.500</b>		